

Purpose of this factsheet:

This Factsheet is produced on a monthly basis for Protection and Cash and Voucher Assistance (CVA) specialists who are **considering, planning for, or already using CVA integrated into protection programming to support protection outcomes** for individuals and households inside and outside of Ukraine. Key findings are paired with “hints” wherever possible based on the current state of information and best practice resources on how CVA for Protection can be applied.

This factsheet aims at addressing Cash for Protection broadly and relies on the key information provided by the Task Team members as well as the relevant clusters, AoRs and working groups. All previous factsheets are available via this [link](#).

KEY FIGURES

5,4M estimated number of Ukrainian IDPs ([link](#))

8,0M refugees fleeing Ukraine, 50% being children ([link](#))

6,0M people have received MPCA assistance ([link](#))

HOT TOPICS AND QUESTIONS OF THE MOMENT

- ➔ what is the difference between Cash for Protection, Emergency Case Management and Individual protection assistance?
- ➔ How can CVA be used to support evacuations?
- ➔ Closure of community centres - how to ensure a protective shelter and environment for families?
- ➔ What type of information on children should and should not be collected at registration stage, considering data protection risks? (Ex: birth certificates)
- ➔ What would the implications be of setting more restrictive selection criterias for cash assistance?
- ➔ Are the amounts made available to Ukrainian refugees as part of national protection schemes sufficient to meet their basic and protection needs?
- ➔ How to mitigate existing/future protection risks associated with lack of available and affordable shelter options?
- ➔ Should the CVA assistance still be limited to three months? How can agencies best support foster families with CVA?
- ➔ How to estimate the value of protection top ups in CVA calculations?
- ➔ How to set up referral mechanisms between CVA and Protection teams that are safe from a data protection perspective?

Role of the C4PTF in Ukraine ([link to GPC C4PTF website](#))

- ➔ Provide technical guidance on the design of CVA & Protection assessments and activities and analysis of findings, including through the dissemination of tools and key resources
- ➔ Offer a space for collaboration and discussion to address key CVA and Protection challenges that emerge, ensuring sharing of best practices and lessons learnt.
- ➔ Adapt global guidance and tools



Key Links for Cash for Protection in the Ukrainian regional response (link to website)

Guidance and tools in yellow and green (CP4TF)

PROTECTION MONITORING HIGHLIGHTS

→ Interactive dashboard created by UNHCR collecting data on various protection monitoring indicators and risks.

MEAL INDICATORS - CVA & PROTECTION

→ C4PTF recommended indicators for programs using CVA combined with Protection activities

PROTECTION RISK ANALYSIS FOR CVA

→ C4PTF mapping of the different protection risks that refugees and IDPs are facing in Ukraine

UKRAINE CASH WORKING GROUP PAGE

→ Landing page of CWG with all relevant documents, updates, factsheet, toolbox

CONSIDERING PROTECTION WITH MEB

→ C4PTF resource on how to consider protection aspects when designing a MEB: key protection risks & costs

KEY CONSIDERATIONS FOR CVA & CP

→ C4PTF general guidance on how to implement CVA to achieve Child Protection outcomes.

GLOBAL CASH 4 PROTECTION WEBSITE

→ Cash for protection resource library

RESOURCES FOR UKRAINE RESPONSE

→ All assessments, useful tipsheets and guidance listed in the previous factsheets

CALP MPC OUTCOME GUIDANCE

→ Core set of indicators that can serve as a short menu from which donors and implementers can choose

UKRAINE 3W OPERATIONAL PRESENCE

→ Live 3W from OCHA for NGO and INGOS operating in Ukraine

GBV MONITORING TOOLKIT

→ Instructs cash practitioners to adapt CBI monitoring systems to reflect protection risks

SAVE THE CHILDREN CVA AND CP TOOLKIT

→ Toolkit for Monitoring and Evaluating Child Protection When Using Cash and Voucher Assistance

TRICLUSTER DASHBOARD

→ CCCM, Protection, Shelter dashboard on Ukraine communal settings for IDPs

USING CVA TO PROTECT CHILDREN

→ Live document: key consideration when using CVA to achieve CP outcomes

CVA & GBV COMPENDIUM: A TOOLKIT

→ Guidelines for Integrating Gender-Based Violence Interventions in Humanitarian Action

UKRAINE CVA DASHBOARD

→ Live dashboard with # of people assisted, # of partners and type, # of activities and coverage

STC CP & CVA MEAL TOOLKIT

→ To assess, address and monitor Direct and indirect impact on CP concern, and CP benefits of CVA.

GBV CONSIDERATION IN UKRAINE

→ Consideration for Women and Girls when using cash in Ukraine and the Regional Refugee Response. (UNFPA)

Key contacts in the C4PTF

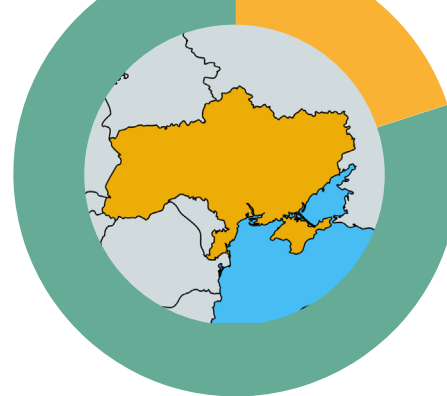


Julia Grasset, Cash and Markets Advisor:
Julia.Grasset@savethechildren.org

Lauren Murray, Child Protection Advisor:
lauren.murray@savethechildren.org

Antoine Sciot, MEAL & Data analyst consultant:
asciot@gmail.com

Key updates relevant to CVA & protection in Ukraine



80% Funded (of \$4.29bn)¹

Response general updates

OCHA - Ukraine: Humanitarian Response Plan (February 2023) ([link](#)), and **summary** ([link](#))
- Please check the findings section below.

UNHCR - Ukraine Situation Regional Refugee Response Plan (January-December 2023) ([link](#)) Covering Bulgaria; Czech Republic; Estonia; Hungary; Latvia ; Lithuania ; Republic of Moldova; Poland; Romania; Slovakia

OCHA - Ukraine One Year On: OCHA Pooled Funds Response, February 2023 ([link](#))

OCHA - Ukraine Humanitarian Fund: 2022 Allocations Dashboard, January - December 2022 ([link](#))

UNHCR - Ukraine Situation Flash Update #41 (24 February 2023) ([link](#))¹

Ukraine - Complex Emergency Fact Sheet #9, Fiscal Year (FY) 2023 ([link](#)) - and **USAID/Ukraine Rapid Response to Russia's Invasion of Ukraine** ([link](#))

UNHCR - Ukraine Emergency: UNHCR Operational Response, Delivery Updates (23 February 2023) ([link](#))

Multiple INGOs - Ukraine one year on: NGOs call for the protection of civilians, humanitarian access, localisation and durable solutions ([link](#))

ICRC, IFRC, The Russia-Ukraine international armed conflict: One year of the global Red Cross Red Crescent Movement response ([link](#))

IOM - Ukraine Crisis 2022-2023: 1 Year of Response ([link](#)) - Please check the key findings section and map.

OCHA - Ukraine: Humanitarian Access Snapshot - February to December 2022 ([link](#)) - Please check the key findings section and map.

Funding updates

OCHA - Ukraine: 2022 Flash Appeal Funding Snapshot - 21 February 2023 ([link](#))

IOM - 2023 Appeal for Ukraine and Neighbouring countries ([link](#))

World Bank - Additional \$2.5 Billion Mobilized by the World Bank to Support Continuity of Government Services and Recovery Efforts in Ukraine [EN/UK] ([link](#)) - World Bank-mobilized assistance now totals \$20.6 Billion

USAID - The United States Begins Disbursing \$9.9 Billion to Further Support the Government of Ukraine ([link](#))

EBRD - EBRD on track to deliver €3 billion to Ukraine in 2022-23 ([link](#))

KEY FIGURES

5,1M people assisted by MPCA as of 12/12/2022 ([link](#))
(1,92M in OCHA dashboard ([link](#)))

\$1Bn amount disbursed in MPCA as of 8/12/2022 ([link](#))

CVA RECOMMENDATIONS

74USD - 2200UAH
per person per month / Shelter top-ups of 130USD per HH

KEY CONTACTS

CWG:

Marga Ledo- marga.ledo@redcross.org.ua

Mustafa Hadeed - mhadeed@iom.int

Paul de Carvalho-Pointillart - pointillart@un.org

Protection cluster:

Coordinator: Claudia Nicoletti: nicoletc@unhcr.org

CP AoR : Ranjini Paskarasingam - rpaskarasingam@unicef.org

GBV : Ekaterine Kristesashvili - kristesashvili@unfpa.org

Mine Action: Guy Rhodes - guy.rhodes@undp.org

HLP: Volodymyr Khorbaladze - volodymyr.khorbaladze@nrc.no

Key updates continued - Ukraine

→ GBV REFERRAL PATHWAYS - UKRAINE

CVA

IOM, OCHA, Ukrainian Red Cross - Multi-purpose Cash Assistance - Ukraine 2022 Flash Appeal ([link](#)) Humanitarian partners reached nearly 6 million people with multipurpose cash assistance (MPC) in 2022, transferring more than US\$1.2 billion to people impacted by the war in Ukraine. It was the fastest and largest cash programming scale-up in humanitarian history, carried out by over 40 organizations and their implementing partners.

IFRC – report - CVA in the Ukraine and Impacted Countries Crisis Response ([link](#))

IFRC - Cash assistance provides vital, dignified support for Ukrainians ([link](#))

Protection updates

Protection cluster - Updated Protection Monitoring Tool (PMT) Training Material ([link](#))

Protection cluster, UNHCR - Ukraine: Protection Cluster Meeting Minutes (08/02/2023) ([link](#)) and previous 18/01/2023 ([link](#))

Protection cluster, UNHCR - Membership of the Strategic Advisory Group of the Ukraine Protection Cluster (2023) - Terms of Reference ([link](#))

CIVIC - One Year On, Ukraine War Characterized by Systematic Targeting of Civilians ([link](#))

ICA, Sightsavers, Tdh - Evidence Review - Safeguarding in Ukraine, Moldova, Poland and Romania in relation to the conflict in Ukraine ([link](#)) - This evidence review has focused on the safeguarding situation in Ukraine, Poland, Moldova and Romania. It has looked at the risk factors that impact people's safety and risk to harm, including from SEAH; the evidence towards the scale of harm caused by the humanitarian community; and considered how effective their approaches are at reducing harm and SEAH risks.

CARE - One year after the escalation of the Ukraine war: Making International Funding Work for Women's Organizations ([link](#)) - The briefing note provides an overview of the key and systemic funding challenges faced by WROs and WLOs in Ukraine, Poland, Hungary, and Romania and sets out key recommendations for UN agencies, donors and INGOs

Gender-Based Violence

Compilation of GBV Resources and Materials that can Support GBV Humanitarian Response to Ukraine Crises ([link](#))

GBV subcluster Activity Info Interactive Dashboard and 5W - ([link](#))

UNFPA - Ukraine Emergency Situation Report #16, 17 February 2023 ([link](#)) An estimated 3.6 million people are in need of GBV prevention and response services.

OSCE, ODIHR - Survey on the safety and security of women refugees from Ukraine ([link](#)) →

IAWG, Protection Cluster, UNFPA - GBV Subcluster Working Group on Addressing the Needs of Male Survivors of Sexual Violence [Meeting Minutes] ([link](#))

→ COMPILATION OF GBV RESSOURCES

LACK OF INFORMATION ABOUT THE THREAT OF BECOMING A TRAFFICKING VICTIM, AS WELL AS RIGHTS AFFORDED TO REFUGEES:



ALMOST 3/4

Received no legal assistance or offers of support for legal guidance

OVER 1/2

Were not sufficiently informed about their rights in a way they could understand

4 IN 10

Were not made aware of the risks of human trafficking

Child Protection

Save the Children, REACH - Protection needs of children, adolescents and their caregiver displaced from Ukraine ([link](#))

UNICEF - Ukraine Refugee Response Humanitarian Situation Report (Full-Year): ([link](#)) 4.1 million children in need inside Ukraine ; 3.86 million children in need in refugee response countries

World Vision - Child Protection Multisectoral Needs Assessment - Ukraine 2023 ([link](#)) 455 respondents, 32KIs and 12 FGDs, between 26 December 2022 and 2 January 2023 – With key recommendations for CP.

- 83% children said safety was one their top three worries, around 80% of children reported family separation; and 34% children said the threat of violence was one their top three worries.
- 47% of the 457 children surveyed had some form of damage to their homes
- Over half of all children (51%) said children were using smoking and other addictions as a coping mechanism; this rises to 77% for boys aged 14-17; and 21% children said their peers use violence as a coping mechanism,

World Vision - Impact of War on Ukraine's Children: A Child Protection Report ([link](#))

War Child - Voices of Children & USSF Ukraine Needs Assessment Report (January 2023) ([link](#)) A total of 208 household surveys were collected from five oblasts: Chernihiv, Dnipro, Kharkiv, Kyiv and Sumy:

- In kharkiv, 8% of respondents reported that they had heard of separated children from their caregivers
- No report of unaccompanied children
- Physical and emotional violence were identified as risks
- 97% of HH respondents noticed changes in their children's behavior since the start of the war (sadness, disinterest in playing with other children)
- **64% of respondents do not know where to get psychological support if they need it within the community**
- 15% of respondents in Kharkiv reported that children were contributing to household income

Save the Children - Over 900 hours underground: children in Ukraine endure life in bunkers as war enters second year ([link](#)) Children in Ukraine have been forced to hide underground for an average of about 920 hours in the last year – equivalent to 38.3 days or more than a month - since the conflict in Ukraine escalated

Educo - Educo deplores the impact of the war on the schooling of 5.7 million Ukrainian children despite being "their lifeline" ([link](#)) According to the Ukrainian Ministry of Education and Science; 2,638 schools have been damaged and 437 totally destroyed, 21% of the total

Save the Children – Press release - Ukraine: Schools destroyed. Life in bunkers. Families divided. 6 ways the war has impacted children ([link](#))

Street Child – one year report on response - "There is no longer 'someone else's' war" : One year since the invasion of Ukraine ([link](#))

TdH - Children and young people affected by the war in Ukraine need peace and a vision for their wellbeing, childhoods and future – full brief and recommendations ([link](#))

AAP

CDAC, DEC - The state of communication, community engagement and accountability across the Ukraine response: Snapshot report Third edition, February 2023 ([link](#)) - Desk research as well as 35 key informant interviews held in December 2022, representing 20 local/national and 11 international organisations in Ukraine, Hungary, Moldova, Poland, Romania and Slovakia.

Mine action

HRW - Ukraine: Banned Landmines Harm Civilians ([link](#))

UNICEF - How to protect children from mines: learn at a new website on safety ([link](#)) - Ukraine has become one of the most mine-contaminated countries in the world. According to the State Emergency Service of Ukraine (SES), as of 17 February 2023, approximately 174,000 square kilometres of Ukraine may be contaminated with explosive ordnance or mines. SES reports that there have been cases of mined children's toys and other items that attract kids' attention and, thus, pose a significant threat to their lives and health. 30% of the territory of Ukraine is contaminated with hundreds of thousands of explosive objects. Children's curiosity and inattention put their health and lives at risk. This is why it is crucial to teach kids and their parents the mine safety rules,

HALO - A 'Marshall Plan for Mines' needed in Ukraine ([link](#)) Ukraine urgently needs a 'Marshall Plan for Mines' after 12 months of war and mine laying has left the country with the biggest explosives problem of the 21st century. The Ukrainian government estimates that around 40 per cent of Ukraine – around 250,000 square kilometres - may need to be searched and cleared of mines and explosives.

GICHD - Ukraine faces massive explosive contamination one year into conflict ([link](#))

Age, Gender and Diversity


HelpAge - "I've lost the life I knew": Older people's experiences of the Ukraine war and their inclusion in the humanitarian response ([link](#))

- Older women, people over 70, and older people with disabilities at greater risk.
- 8.9 million people in Ukraine - 24 per cent of the population – are over 60.
- More than half said the war had harmed their mental health.
- 44 per cent of people over 70 live alone.

New non-thematic assessments and useful guidance - all previous assessments listed on the factsheets are available on the GPC website ([link](#)) **and OCHA - Assessment mapping** ([link](#))

UNHCR - Ukraine Situation - 2023 Regional Indicators Guidance ([link](#)) This document provides a comprehensive overview of regional indicators, along with detailed instructions on how to report on each one.

OCHA - Ukraine: Coordination, Common Services and Cluster contacts (as of 28 February 2023) ([link](#))

 **Data Friendly Space (DFS) - Ukrainian Crisis - Situational Analysis - 24 Feb 2023** ([link](#)) – see also January report ([link](#)) – Context, political background and the wider Economic Impact, infrastructure and environment, summary on the conflict, displacement and humanitarian access.

DEC - Real-Time Response Review of Ukraine Humanitarian Appeal 2022 for Disasters Emergency Committee (DEC) - Synthesis Report ([link](#))

National level assessments

REACH - 2022 MSNA bulletin: Ukraine (February 2023) ([link](#)) In total, 13,449 household interviews were conducted between 10 October and 23 December 2023 across 55 raions in 22 oblasts, through a combination of face-to-face (REACH) and telephone interviews (WFP) - **Please see findings on the dedicated section of the factsheet.**

Ukraine - Internal Displacement Report — General Population Survey Round 12 ([link](#)) - Please see findings on the dedicated section of the factsheet.

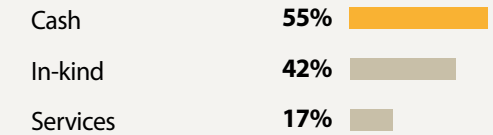
Ukraine - Area Baseline Assessment (Raion Level), Round 20 ([link](#))

IOM - Ukraine Returns Report ([link](#))

IOM - UKRAINE Solid Fuel Assessment – January 2023 - Round 4 ([link](#))

Save the Children, REACH - Income and expenditures patterns of Households displaced from Ukraine ([link](#))

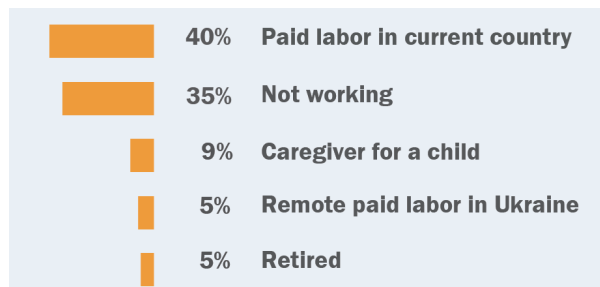
Most commonly reported preferred assistance modality for future received aid:



% of working respondents by job category



% of respondents by most common household HH income sources in previous month



% of respondents by current occupation



UNHCR - Lives on hold: Profiles and intentions of internally displaced persons in Ukraine (February 2023) ([link](#)) Based on 2,900 interviews with Internally Displaced Persons (IDPs) in Ukraine, conducted by UNHCR and Right to Protection (R2P) between 5 and 30 December 2022, this report presents the main findings related to the profiles and intentions of IDPs.

- Despite the harsh winter circumstances, damage to water and energy infrastructure and the ongoing conflict and security threats, 12% of the respondents plan to permanently return home within the next three months.
- Access to adequate housing is the main enabler of and barrier to sustainable and dignified return to areas of origin that are no longer under the temporary military control of the Russian Federation and where the security situation has improved ; for 80% of respondents
- 88% of the respondents who do not plan to return within the next three months plan to stay in their current location of displacement and, among them, 7% indicate that they no longer hope to return to their places of origin, meaning that a significant number of IDPs will require medium- and long-term solutions in their current areas of displacement.
- The improved security situation in the area of origin (37%) is the main reason why respondents plan to return, especially in areas where the Ukrainian government has regained control over the area of origin (13%).
- After general safety concerns, access to adequate housing (26%) is in all oblasts the main reason why respondents plan to return, followed by family reunification (24%) and access to employment (10%).

REACH – Recap: Conflict in Ukraine: The one-year milestone ([link](#))

- **Nationally, 13% of assessed households were found to have ‘Extreme’ or ‘Extreme+’ levels of needs in multiple sectors.**
- Assessed households who reported having been displaced since February 2022 were more likely to have ‘Extreme’ or ‘Extreme+’ needs relating to Livelihoods, Shelter/NFI, and Protection; and were 27% more likely to have education needs compared to the national average.

Jouri - Snapshot of the Humanitarian Response in Ukraine: Emerging Needs, Gaps and Priorities ([link](#))

NRC - Hidden Hardship: One Year Living in Forced Displacement for Refugees from Ukraine ([link](#)) A new survey by the Norwegian Refugee Council (NRC) reveals that seven out of ten refugees from Ukraine living in Poland, Romania and Moldova say the income and support they are receiving is not enough to cover their basic needs and are at risk of falling into poverty -*Please see findings on the dedicated section of the factsheet.*

UNHCR - Lives on Hold: Intentions and Perspectives of Refugees from Ukraine #3 (February 2023) ([link](#))

UNHCR Ukraine Participatory Assessment - November 2022 ([link](#)) (multisectorial questionnaire) Focus on CP: The predominant concern raised by displaced children in both collective sites and private accommodation was the many challenges they faced in accessing education. A significant number of children interviewed were out of school or were unable to meaningfully access online or offline education.

REACH - Navigating winter in Ukraine: A look at the Cold Spot Risk Assessment ([link](#)) – report available ([link](#))

Refugees International – Advocacy paper - Efforts to Localize Aid in Ukraine One Year On: Stuck in Neutral, Losing Time ([link](#)) Develops a series of recommendations for humanitarian and development practitioners. As the international response took shape, it began to crowd out what Ukrainian civil society and local officials had achieved. By the summer of 2022, Ukrainian and international organizations, including Refugees International, specifically warned that the failure to give Ukrainians greater control over international aid flowing into their country undercuts the effectiveness of the relief effort. It also squanders an important opportunity to implement reforms and power shifts long called for across the aid sector.

Sub-national / Area-based assessments

CCCM Cluster, IOM, REACH - Ukraine: Area-Based Assessment (Lvivska Oblast): February 2023 ([link](#))

Overall, 86% of IDP households in CSs, and 90% of IDP households outside CSs reported that their ability to meet basic needs ‘significantly’ or ‘slightly decreased’ since 24 February 2022

Regional assessments

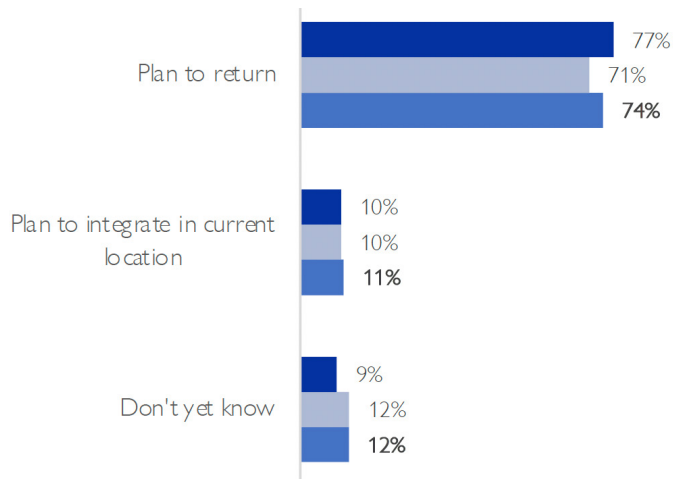
UNHCR - Lives on Hold: Intentions and Perspectives of Refugees from Ukraine #3 (February 2023) ([link](#)) Around 3,900 interviews undertaken between December 2022 and January 2023 in countries neighbouring Ukraine as well as other host countries in Europe, complemented with findings from focus group discussions. *Please see findings on the dedicated section of the factsheet.*

Key figures: displacement intentions

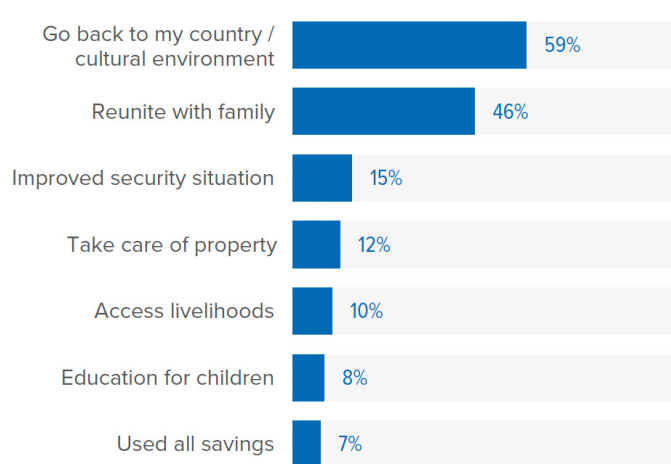


Internally displaced persons, returnees and refugees intentions

Most commonly reported durable solution preference of IDPs¹



Most commonly reported reasons for planning to return (MCQ) of refugees²



229 days

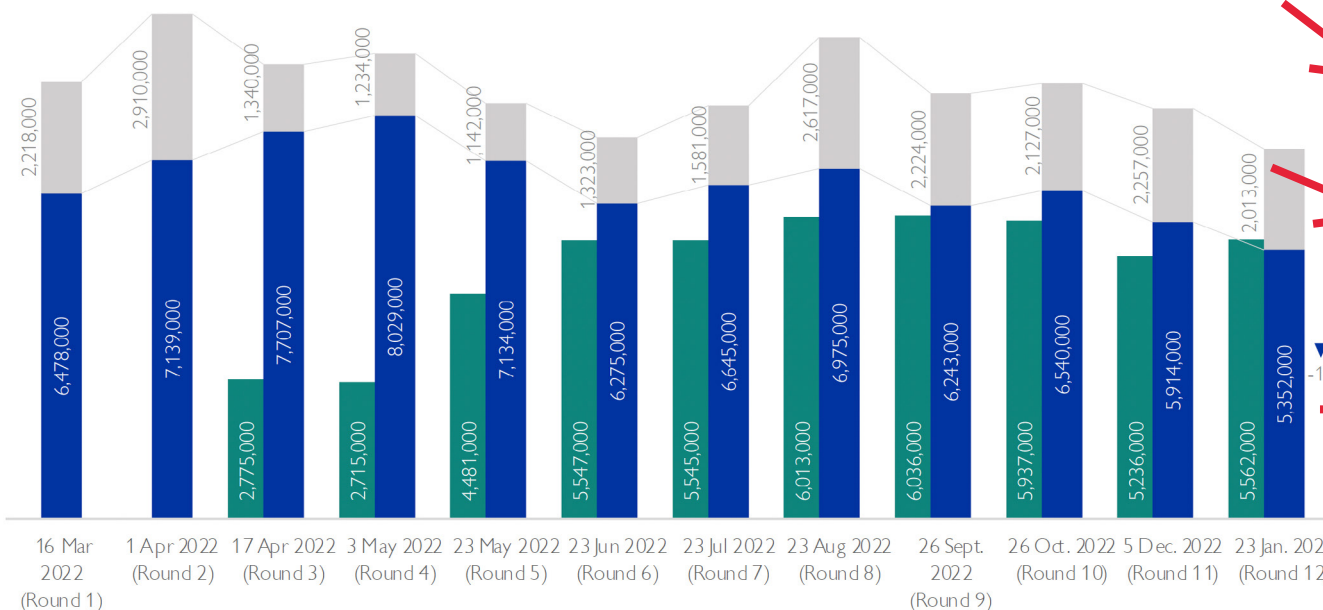
Average duration of displacement among IDPs in Ukraine following 331 days of war (as of 23 January 2023)

12%

of refugees are planning to return permanently in the next three months²

65%

of refugees hope to eventually return to Ukraine in the future²



5,4M

Est. IDPs in Ukraine

2,0M

Actively **consider leaving** their place of habitual residence due to war (non-displaced population only)

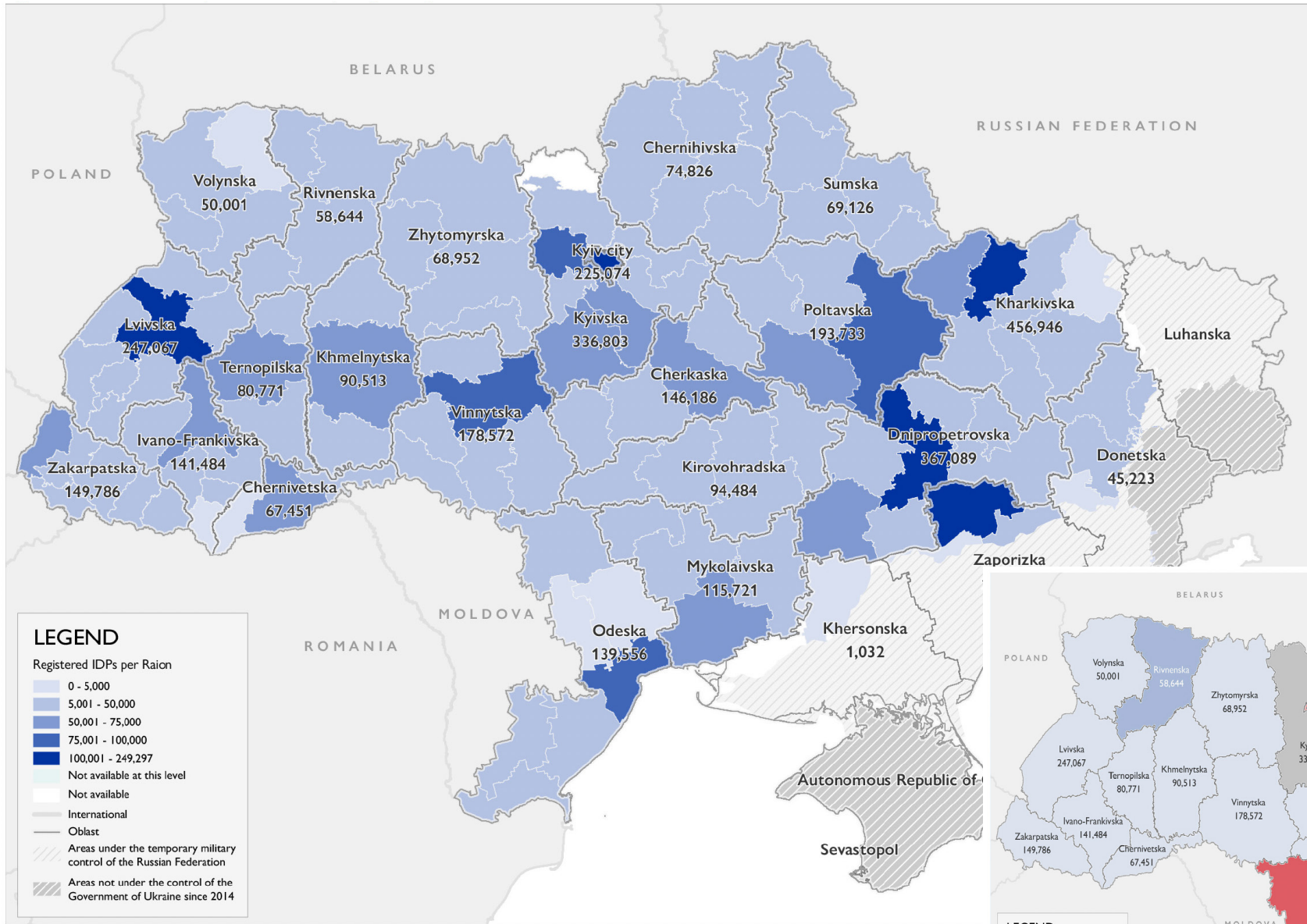
5,6M

Est. returnees in Ukraine

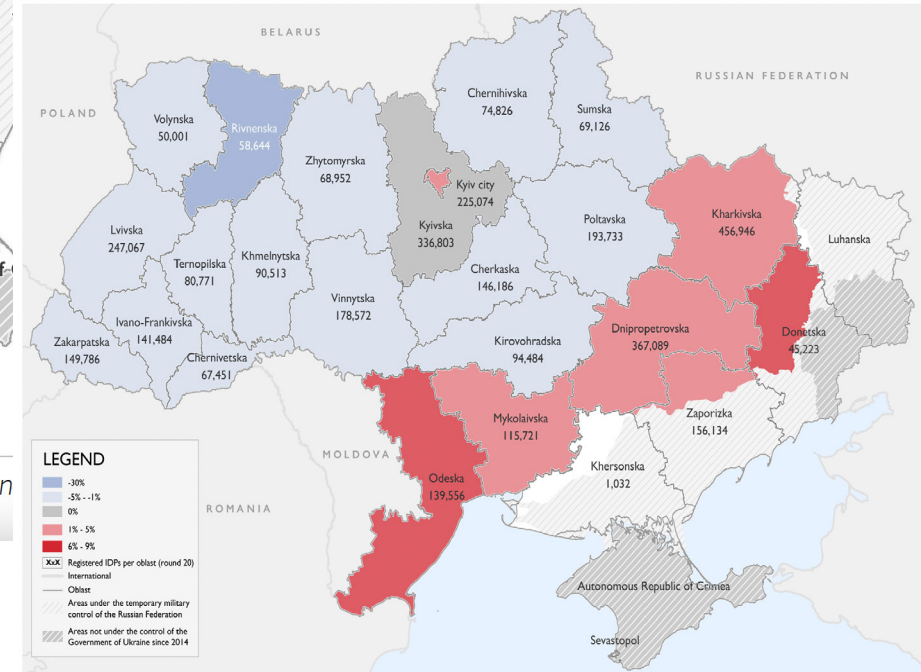
→ IOM - GENERAL POPULATION SURVEY # 11

1. IOM - Ukraine Internal Displacement Report: General Population Survey - Round 12 – January 2023 ([link](#))
 2. UNHCR - Lives on Hold: Intentions and Perspectives of Refugees from Ukraine #3 (February 2023) ([link](#))

Registered IDP presence per Raion, as of 31 January 2023 [\(link\)](#)



% change between two last rounds, as of 31 January 2023 [\(link\)](#)



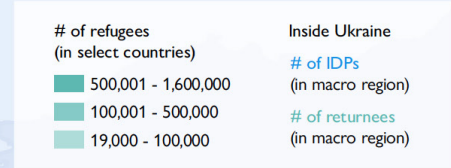
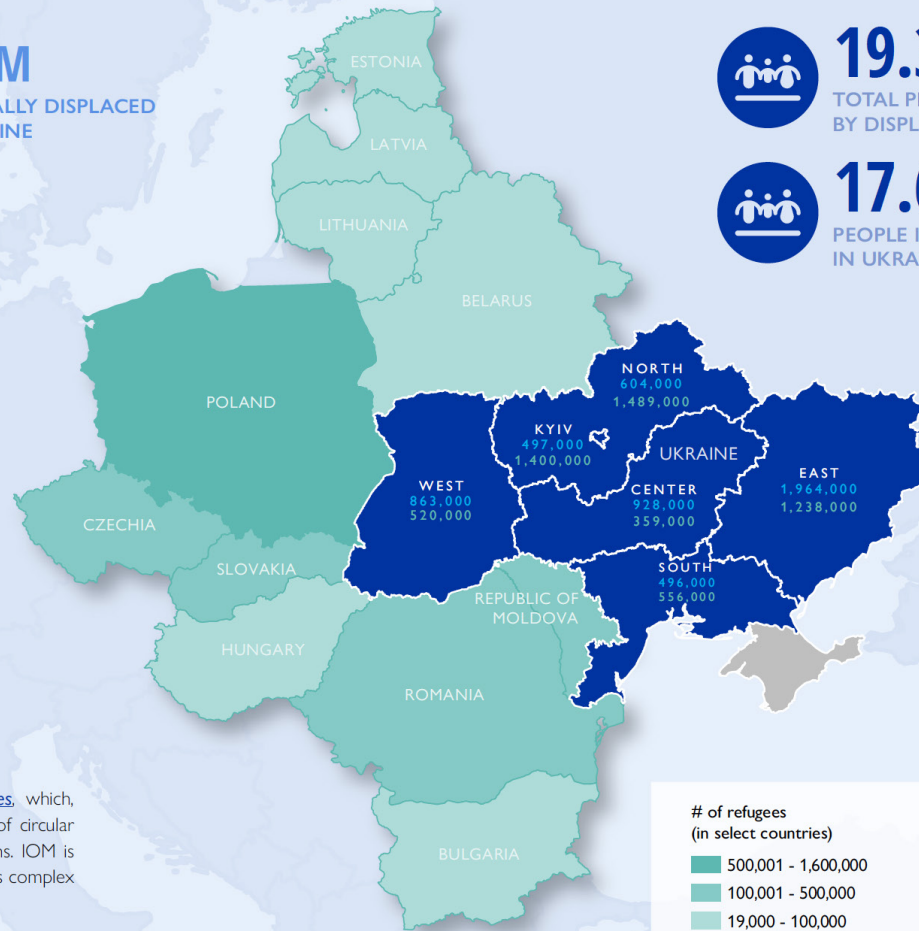
Disclaimer: The data in this report was sourced from official IDP data recorded by. As such, it likely represents an un-facto forced to flee their homes.



Operationally defined as people who, having been displaced for at least two weeks, have returned to their place of habitual residence, there are more returnees than internally displaced people within Ukraine. Only about one fifth of these returnees came from abroad, while majority remained in Ukraine throughout their displacement. This special category of people have particular needs, and underline the complexity of displacement patterns in Ukraine, and the importance of good information.

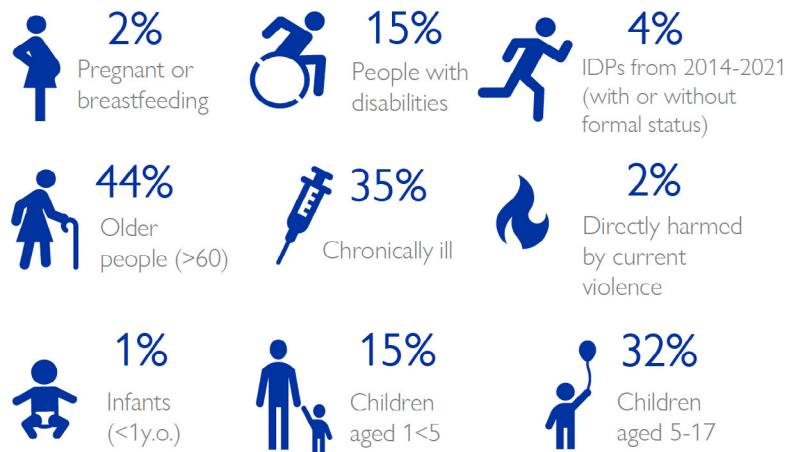


Approximately 60% of those crossing are from OECD countries, which, along with steadily increasing numbers, suggests a high degree of circular movement in and out of Ukraine for business and other reasons. IOM is carefully monitoring to understand individual needs in light of this complex movement observed.

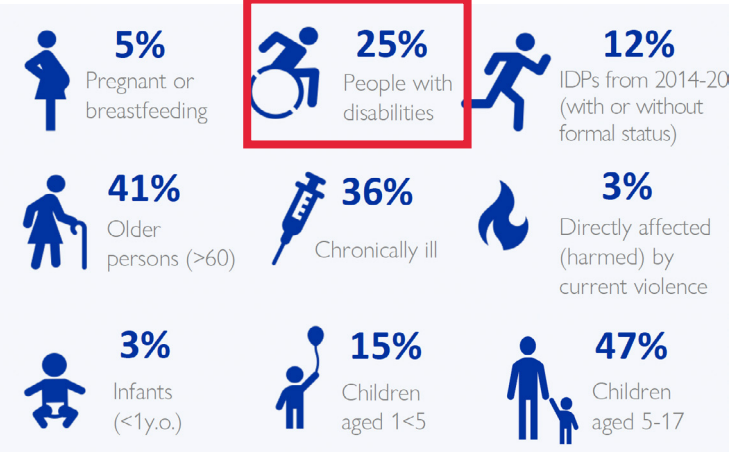


This map is for illustration purposes only. Names and boundaries on this map do not imply official endorsement or acceptance by IOM.

Most commonly reported vulnerabilities amongst returnees



Most commonly reported vulnerabilities amongst IDPs




Key figures: CVA and Top needs



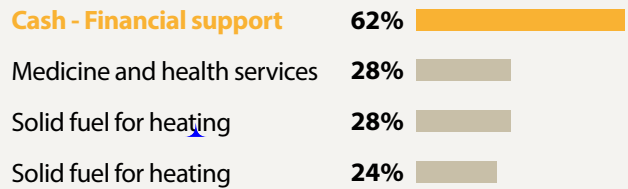
Reported needs in Ukraine, according to affected populations¹

Most commonly reported pressing needs

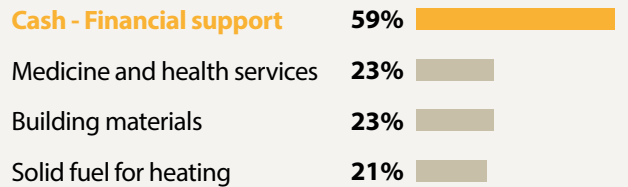
IDPs



Non IDPs

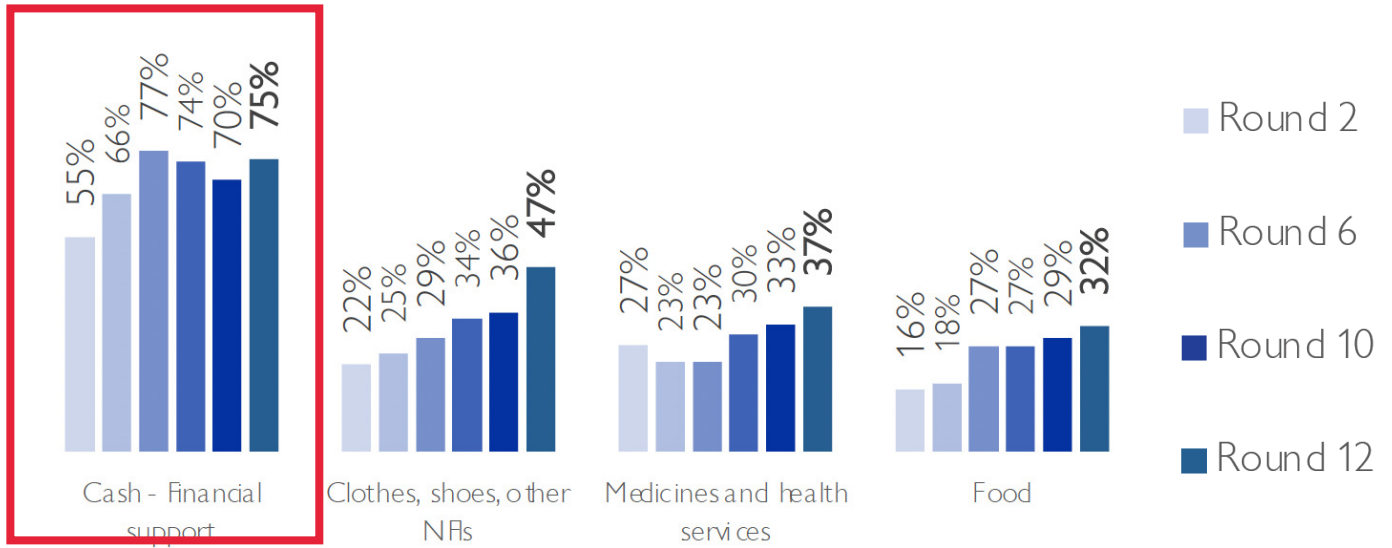


Returnees

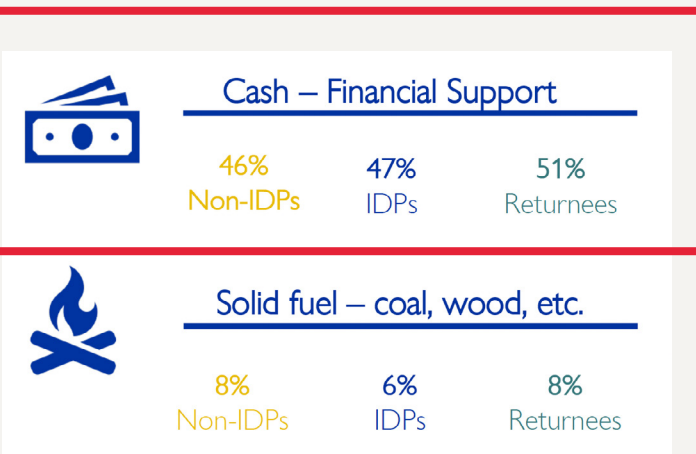


Cash, medicine and health services continue to be among the most pressing needs identified among all respondents.

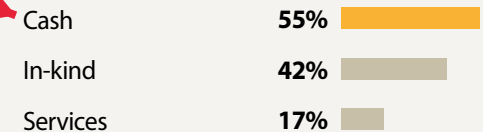
Most commonly reported needs of IDP needs over time¹



Most commonly reported most pressing need



Most commonly reported preferred assistance modality for future received aid:²



1. IOM - Ukraine Internal Displacement Report: General Population Survey - Round 12 - January 2023 ([link](#))
 2. REACH - 2022 MSNA bulletin: Ukraine (February 2023) ([link](#))

Key figures: REACH MSNA

REACH - 2022 MSNA bulletin: Ukraine (February 2023) ([link](#)) In total, 13,449 household interviews were conducted between 10 October and 23 December 2023 across 55 raions in 22 oblasts, through a combination of face-to-face (REACH) and telephone interviews (WFP) - Please see findings on the dedicated section of the factsheet.

42% of assessed households across Ukraine had Extreme or Extreme+ levels of needs, driven by livelihoods, SNFI, and protection indicators. Extreme livelihoods needs were reported by 19% of households overall - with the highest proportions in the East (23%), North (22%) and Center (21%)

Assessed female-headed households were more likely to report Extreme or Extreme+ needs (46%), compared to male-headed households (38%).

HOUSEHOLDS IN NEED BY GEOGRAPHICAL AREA

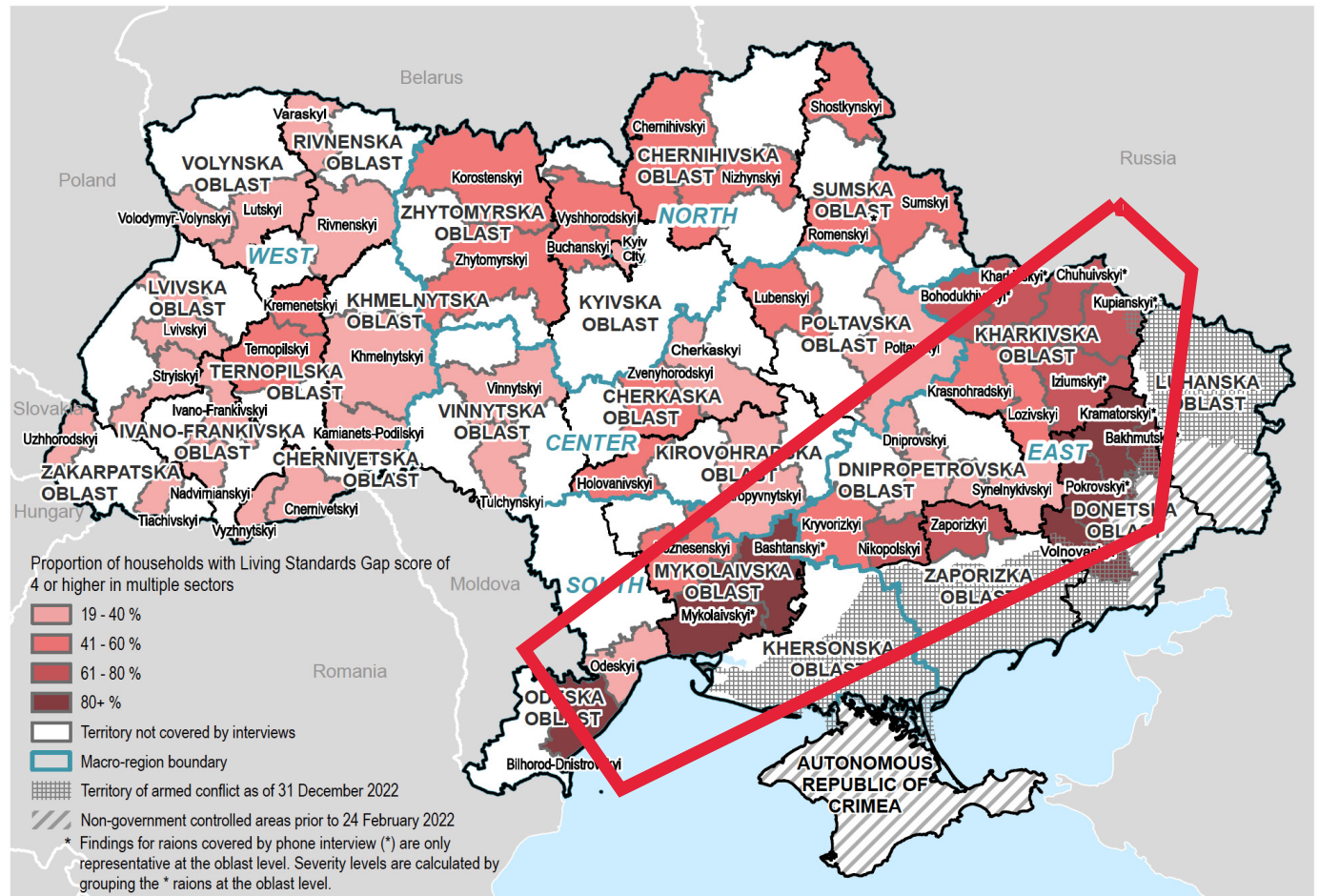
Percentage of assessed households with Extreme or Extreme+ levels of needs, by raion (district):

Most commonly reported preferred assistance modality for future received aid:

Cash	55%	<div style="width: 55%;"></div>
In-kind	42%	<div style="width: 42%;"></div>
Services	17%	<div style="width: 17%;"></div>

Most commonly self-reported priority needs:

Food	39%	<div style="width: 39%;"></div>
Medicines	31%	<div style="width: 31%;"></div>
Healthcare	20%	<div style="width: 20%;"></div>
Heating fuel	19%	<div style="width: 19%;"></div>
Clothing	15%	<div style="width: 15%;"></div>



Key findings: Ukrainian refugees in Poland, Romania and Moldova (NRC)



% of respondents reporting that they feel safe in their host country

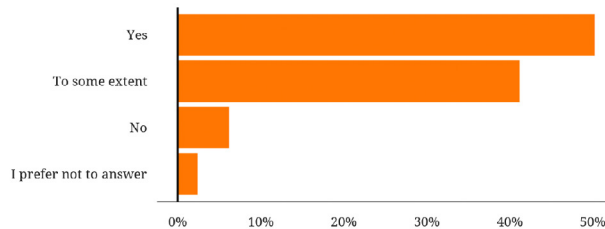


In all three countries the largest share of respondents do not yet know whether they want to return to Ukraine, while approximately one-fifth of people plan to go back permanently in the coming 12 months.

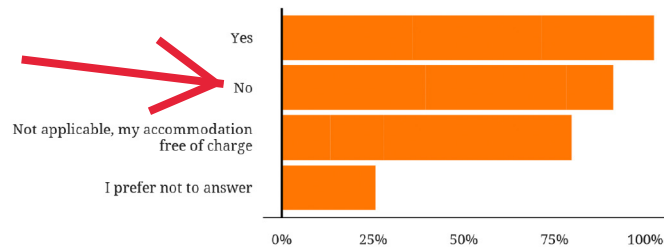
7 out of 10

Refugees from Ukraine living in Poland, Romania and Moldova say the income and support they are receiving is not enough to cover their basic needs and are at risk of falling into poverty

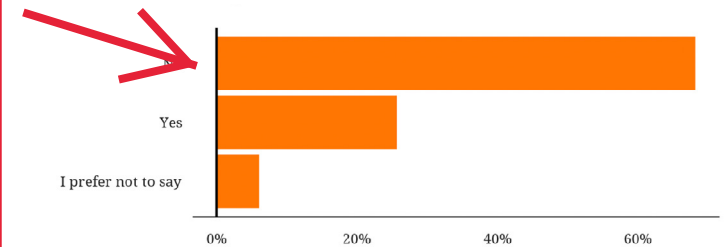
% of respondents reporting that they feel accepted in their host country



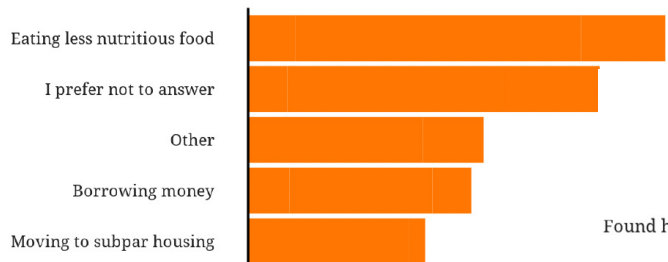
% of refugees reporting that their accommodation is affordable to them



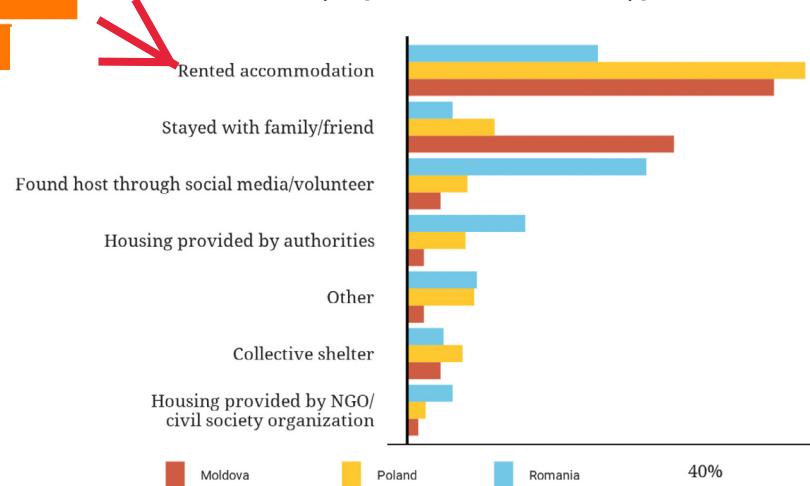
% of refugee respondents reporting that their income is sufficient to cover for their basic needs



Most commonly reported coping mechanisms



Most commonly reported accommodation types



Most commonly reported needed types of assistance

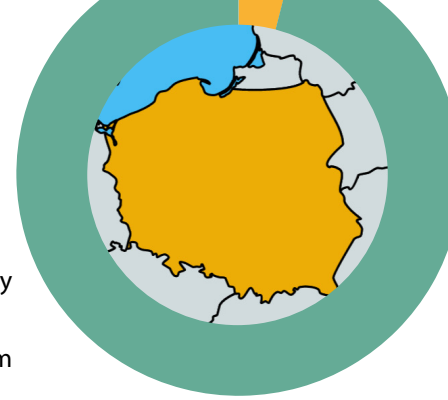


The survey, designed as a conversation, enabled real-time engagement with refugees from Ukraine in Poland, Romania, and the Republic of Moldova between the 5th of January and the 1st of February, 2023.

There were 1471 respondents in total, of which 1321 people joined the online conversation. Of this subgroup, 1012 completed the entire survey. A further 150 people completed the survey through face-to-face outreach (Roma refugees)

Nearly 60% of the 1471 refugee respondents who started the conversation reside in Poland, with 20% in Romania and in Moldova.

Key updates relevant to CVA & protection in Poland



96% Funded (of \$211M)¹

Overall updates

Real-Time Response Review of Ukraine Humanitarian Appeal 2022 for Disasters Emergency Committee (DEC) - Poland Country Report (Submitted 07 February 2023) ([link](#))

UNHCR Poland Operational Update, 15 January 2023 ([link](#)) - 1.5 million* Refugees from Ukraine have registered in Poland to benefit from Temporary Protection.

UNHCR - Ukraine Situation Regional Refugee Response Plan (January-December 2023): Poland Chapter [EN/PL] ([link](#)) and summary ([link](#))

UNHCR - Ukraine Situation | Poland : UNHCR Presence, Blue Dots, Community Centers and Cash Enrollment Hubs, as of 14 Feb 2022 ([link](#))

New assessments and useful guidance:

REACH - Poland: Refugee Accommodation Sites Mapping and Monitoring, December 2022 Update ([link](#)) - November 2022 ([link](#)) - October 2022 ([link](#)) - July-September 2022 ([link](#))

New guidance

UNHCR - DOs & DON'Ts for volunteers ([links](#) to ENG, UKR, PL versions)

EMT & Health Coordination Call_PUI Blue Line Polish Procedure on Domestic Violence 24 Feb 2023 ([link](#))

KEY FIGURES

90M\$ in CVA to assist refugees from Ukraine ([link](#))

301m Ukrainian refugees enrolled for CVA -UNHCR ([link](#))

CVA

RECOMMENDATIONS

150USD - 700PLN/ for the 1st person per month + **600PLN** per HH member, to a max. of 2.500PLN per HH. ([link](#))

KEY CONTACTS

CWG:

UNHCR - **Rashid Khasanov** khasanov@unhcr.org

PAH, Co-Chair, **Barrie Hebb** barrie.hebb@pah.org.pl

Protection cluster:

UNHCR **Lorena Rodriguez** isla@unhcr.org

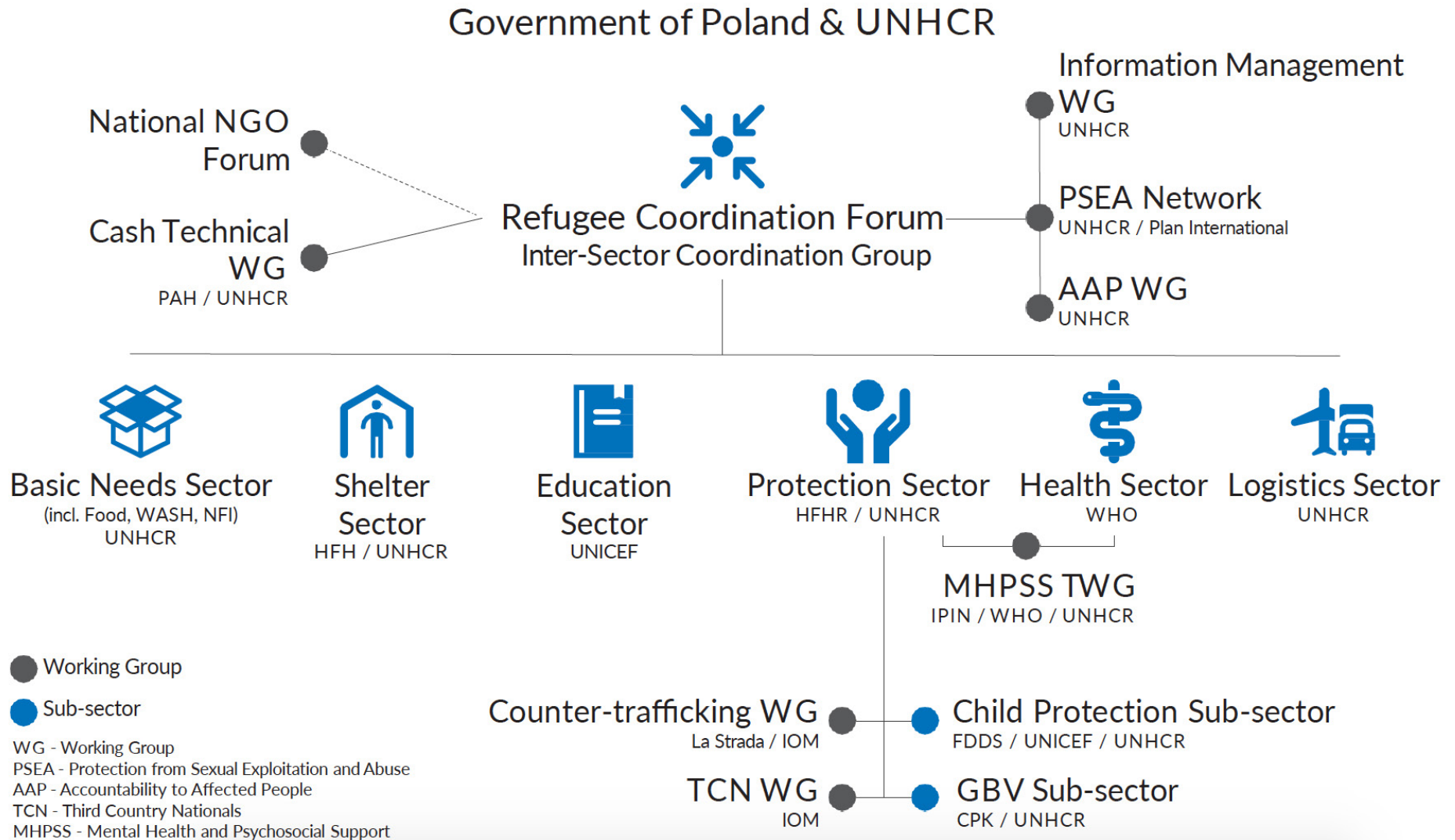
GBV - **Mays Zatari** zatari@unhcr.org

CP - UNHCR, **Alexander Waxman** waxmana@unhcr.org

GBV **Mays Zatari** zatari@unhcr.org

TCNs - IOM - **Natalie Paynenpayne**@iom.int

Refugee coordination architecture in Poland (link)



Key updates relevant to CVA & protection in Romania



General updates

DEC - Real-Time Response Review of Ukraine Humanitarian Appeal 2022 for Disasters Emergency Committee (DEC) - Romania Country Report (Submitted 07 February 2023) ([link](#))

UNHCR Romania: Ukraine Refugee Situation Update, Update #35, 24 February 2023 ([link](#))

UNHCR - Ukraine Situation Regional Refugee Response Plan (January-December 2023): Romania Chapter ([link](#))

UNICEF ECARO Humanitarian Response for Children Outside Ukraine Factsheet: Romania (24 February 2022-24 February 2023) ([link](#))

84% Funded (of \$147,4M)¹

KEY FIGURES

115,047 refugees currently in Romania - up from 110,985 last month ([link](#))

43,129 refugees have benefitted from CVA ([link](#))

CVA RECOMMENDATIONS

120USD per person per month (568RON)

KEY CONTACTS

Protection cluster:

UNHCR - **Jorunn Brandvol** brandvol@unhcr.org

CP sub-cluster -UNICEF - **Laura Fragiaco-mo** lfragiacom@unicef.org

UNHCR - **Gedeon Nijimbere** nijimber@unhcr.org

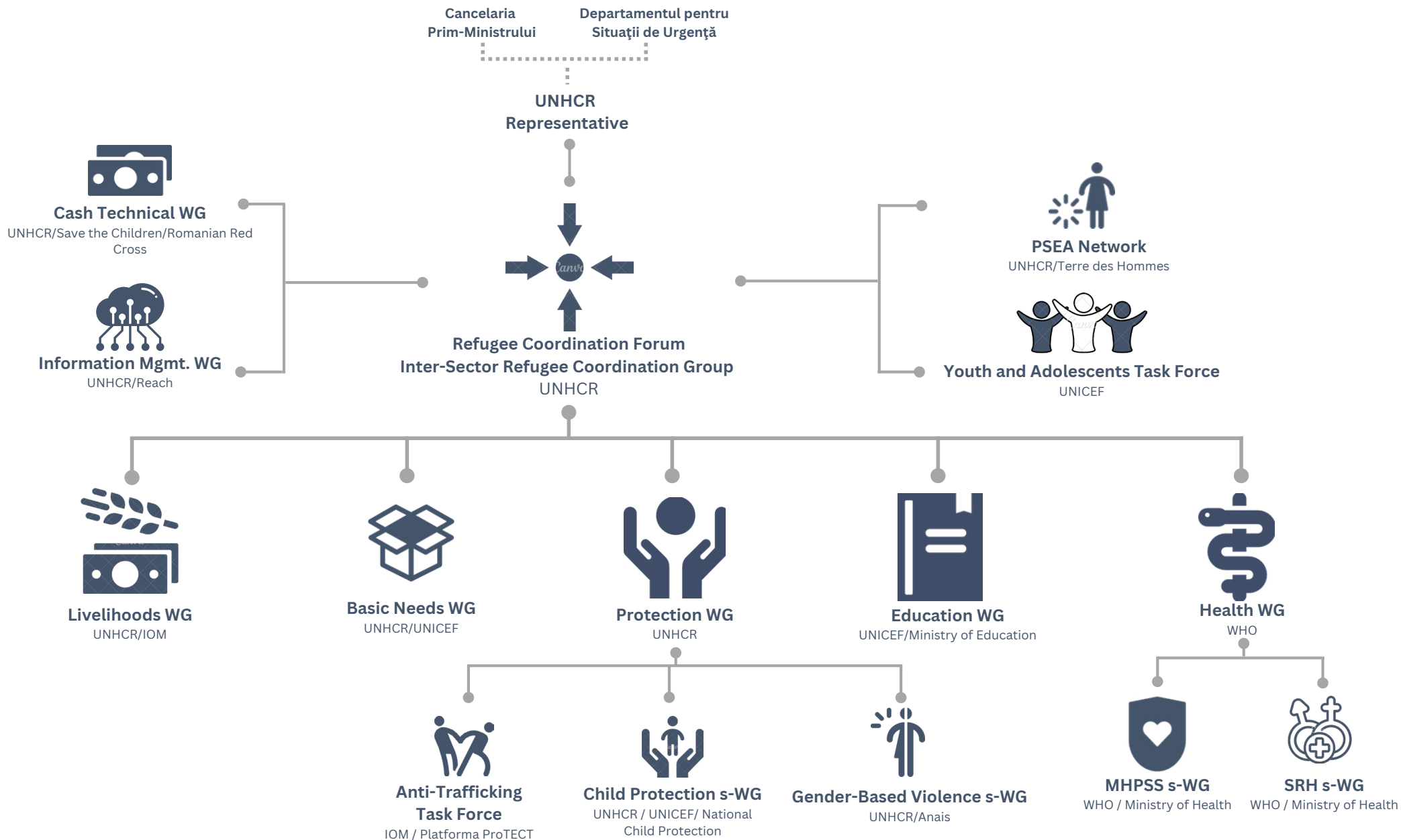
PSEA/ GBV - **Konstantina Loupeidou** loupeido@unhcr.org

CWG

Ahmad Zia Furmolly UNHCR
furmolly@unhcr.org

Andreea Furtuna andreea.furtuna@cruce-
arosie.ro

Refugee coordination structure in Romania (link)



Key updates relevant to CVA & protection in Moldova



81% Funded (of \$43,8M)¹

General / operational updates

DEC - Real-Time Response Review of Ukraine Humanitarian Appeal 2022 for Disasters Emergency Committee (DEC) - Moldova Country Report ([link](#))

UNICEF ECARO Humanitarian Response for Children Outside Ukraine Factsheet: Moldova (24 February 2022-24 February 2023) ([link](#))

REACH - Moldova Refugee Accommodation Centre (RAC) Monthly Needs Monitoring, Update as of 30.01.2023 ([link](#))

UNHCR - Moldova Refugee Response - Livelihoods and Inclusion Working Group - 2023 Work Plan - Version 1 ([link](#))

UN Women - Ukraine Situation - Moldova: Gender Equality in Livelihoods & Inclusion Programming - Livelihoods & Inclusion Working Group Meeting, 26 January 2023 ([link](#))

REACH - Republic of Moldova: The impact of cost-of-living changes on Moldovan and refugee populations, February 2023 ([link](#))

- Both Moldovan and refugee populations were affected by the compounded crises
- Increased prices for food and utility bills left their communities unable to cover expenses for basic needs and drastically lowered their quality of life;
- The perceived lack of job opportunities in their communities increased both populations' reliance on external support;
- The scarcity of employment opportunities further enhanced the culture of labour migration that has been prevalent in Moldova since 2000
- The continuation of the labour migration trend could widen labour market gaps and engender a dwindling of the labour force, which, in turn, could further deteriorate the economy of the country.

War Child - Summary of Focus Group Discussions with Ukrainian Women in Moldova ([link](#))

IOM - Ukraine Response - Republic of Moldova - Surveys with Ukrainian and third-country nationals crossing to Ukraine: Observed trends in 2022 ([link](#))

- The demand for humanitarian assistance increased from 24 per cent in April to 31 per cent in November 2022
- Of those travelling in a group, 76 per cent were travelling with children and 28 per cent with the elderly, and 13 per cent were travelling with a person with a serious health condition

Assessments

Moldova: Area-Based Assessment (ABA): Chisinau and Stefan Voda, January 2023 ([link](#))

- In Chisinau, Top three most reported household priority needs by refugee HH respondents
- Health 56%; Food 55%; Economic assistance 52% rly, and 13 % were travelling with a person with a serious health condition
- The demand for humanitarian assistance increased from 24 % in April to 31 % in November 2022
- Occupancy rate of less than 70%

KEY FIGURES

109m indiv. received cash assistance in Moldova ([link](#))

58M\$ distributed in MPCA ([link](#))

CVA RECOMMENDATIONS

USD120 (2200 MDL)
Montly cash grant per person (UNHCR cash update)

KEY CONTACTS

CWG:

Yigit Anil Gurer gurer@unhcr.org

Protection cluster:

UNHCR Andrew Painter - painter@unhcr.org

Carolina Cazaciuc - carolina.cazaciuc@ombudsman.md

CP UNICEF Katherine Lampe - lampe@unhcr.org

UNHCR Flore Rossi - frossi@unicef.org

GBV UNHCR Vanessa Bordin - bordin@unhcr.org

Refugee coordination architecture in Moldova (link)

→ GBV REFERRAL PATHWAYS - MOLDOVA



Government of Moldova
Joint Crisis Management
Center



UNHCR Representative
Francesca Bonelli



Refugee Coordination Forum
Inter-Sector Coordination Group
UNHCR

Sector Working Groups

Protection



CP GBV

Co-Leads
Ombudsman Office
UNHCR

Logistic & Supply

Lead
UNHCR

MHPSS
Technical Resource
Group
(WHO | MENSANA)

Health and Nutrition

Co-Leads
Ministry of Health
WHO

Education

Co-Leads
Ministry of Education
UNICEF
UNHCR

Livelihoods and Inclusion

Co-Leads
State Chancellor
UNDP

Accommodation and Transport



WASH FOOD SECURITY

Co-Leads
Ministry of Labor and Social
Protection
UNHCR
ACTED

Cross-Sector Working Groups

Cash

Co-Leads
Ministry of Labor and Social
Protection
UNHCR

Information Management

Co-Leads
UNHCR
REACH

Local Coordination Structures
Local Authorities | NGOs | UNHCR
Palanca - Otaci - UTA Gagauzia- Cahul
Balti-Ungheni

Cross-Sector Task Forces



Gender
Co-Leads
Platform for
Gender
Equality
UN Women



AAP
Co-Leads
UNHCR



**PSEA
Network**
Co-Leads
UNHCR
Plan
International

Key updates relevant to CVA & protection in **Bulgaria**

No updates this month



70% Funded (of \$19,9M)¹

KEY FIGURES

67m refugees
remained in Bulgaria ([link](#))

25,000 refugees
targeted for CVA ([link](#))

CVA RECOMMENDATIONS

No data available

KEY CONTACTS

Protection cluster:

No data available

1. UNHCR – 2022 funding update ([link](#))¹ UNHCR's financial requirements 2022 - \$19,9 million - 70% funded.

Annexes - relevant maps for the Ukraine response

Key figures: Humanitarian response plan¹

AFFECTED PEOPLE

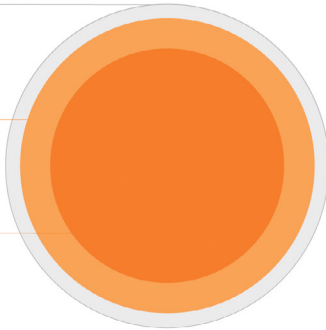
21.3M

PEOPLE IN NEED

17.6M

PEOPLE TARGETED

11.1M



PEOPLE TARGETED BY SEX AND AGE

CHILDREN (27%) **3.0M**

ADULTS (51%) **5.7M**

OLDER PEOPLE (22%) **2.4M**

WOMEN (40%) **4.5M**

MEN (33%) **3.6M**

GIRLS (15%) **1.6M**

BOYS (12%) **1.4M**

PEOPLE TARGETED BY POPULATION GROUP

3.8M
INTERNALLY
DISPLACED PEOPLE

4.8M
NON-DISPLACED
PEOPLE

2.5M
RETURNEES

PEOPLE TARGETED BY CLUSTER

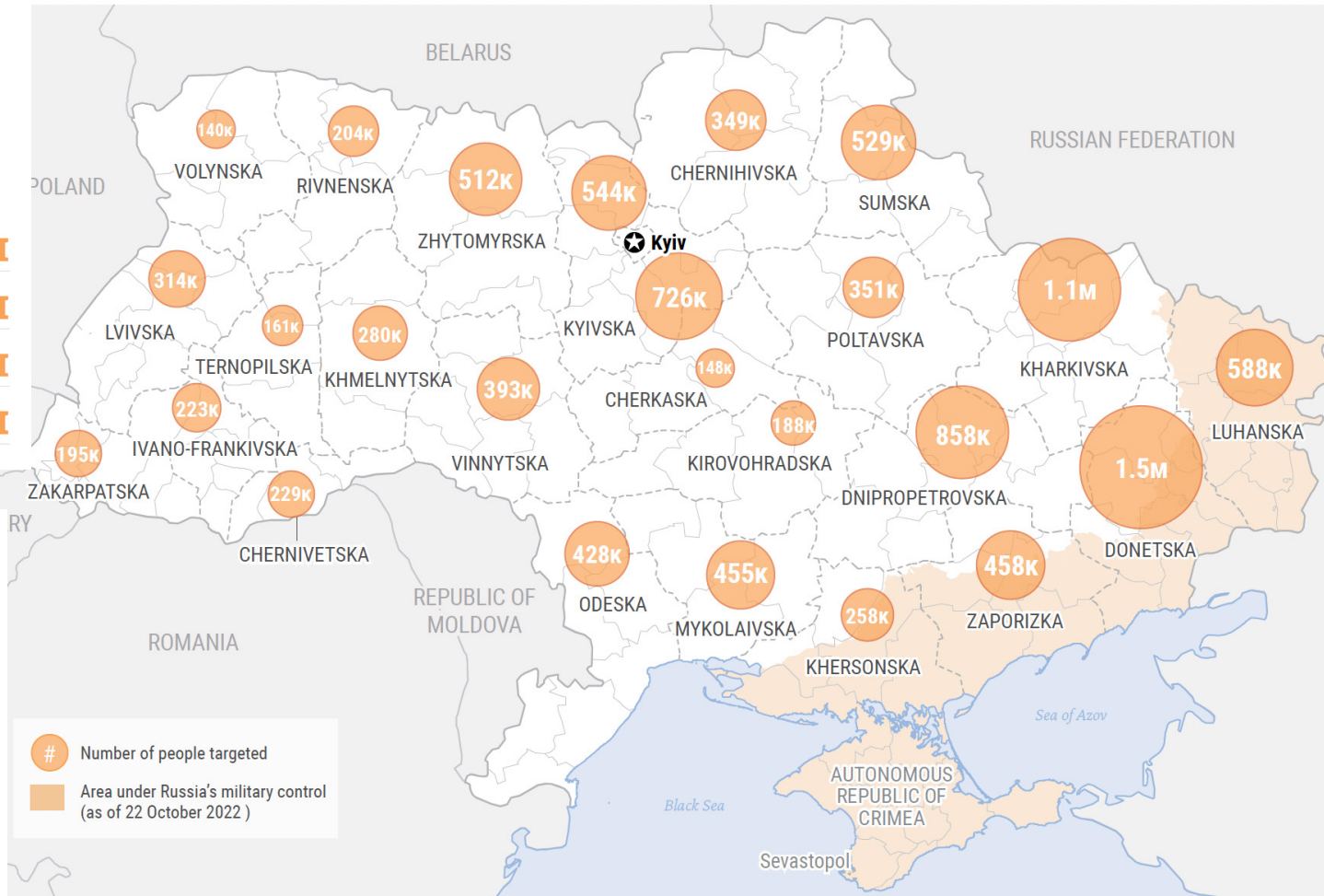
CCCM **0.4M** Education **2.7M** FSL **5.4M** Health **7.8M**

General Protection **4.4M** Child Protection AoR **3.0M** GBV AoR **1.2M** Mine Action AoR **3.0M**

Shelter & NFIs **3.3M** WASH **7.6M**

Multi-Purpose Cash **4.4M**

Map: Number of people targeted by Oblast



PEOPLE TARGETED	FEMALE	CHILDREN	OLDER PEOPLE	WITH DISABILITY
11.1M	56%	27%	22%	15%

1. OCHA - Ukraine: Humanitarian Response Plan (February 2023) ([link](#))

Key figures: Humanitarian response plan

Access Restrictions and Planned 2022 Response Targets

Financial Requirements by Cluster

CLUSTER	FINANCIAL REQUIREMENTS (US\$)
CCCM	31.2M
Education	154.5M
Food Security & Livelihoods	993.9M
Health	307.4M
General Protection	165.6M
Child Protection	165.1M
Gender-based Violence	64.9M
Mine Action	99.6M
Shelter & NFIs	525.1M
WASH	452.4M
Multi-Purpose Cash	958.6M
Emergency Telecommunica	1.4M
Logistics	7.9M
Coordination & Common Se	18.0M

