

Purpose of this factsheet:

This Factsheet is produced on a monthly basis for Protection and Cash and Voucher Assistance (CVA) specialists who are **considering, planning for, or already using CVA integrated into protection programming to support protection outcomes** for individuals and households inside and outside of Ukraine. Key findings are paired with “hints” wherever possible based on the current state of information and best practice resources on how CVA for Protection can be applied.

This factsheet aims at addressing Cash for Protection broadly and relies on the key information provided by the Task Team members as well as the relevant clusters, AoRs and working groups. All previous factsheets are available via this [link](#).

KEY FIGURES

5,6M estimated number of Ukrainian IDPs ([link](#))

7,8M refugees fleeing Ukraine, 50% being children ([link](#))

5,1M people have received MPCA assistance ([link](#))

HOT TOPICS AND QUESTIONS OF THE MOMENT

- ➔ How to address the needs of most vulnerable households during winter?
- ➔ Closure of community centres - how to ensure a protective shelter and environment for families?
- ➔ What would the implications be of setting more restrictive selection criterias for cash assistance?
- ➔ How to mitigate existing/future protection risks associated with lack of available and affordable shelter options?
- ➔ What type of information on children should and should not be collected at registration stage, considering data protection risks? (Ex: birth certificates)
- ➔ Should the CVA assistance still be limited to three months?
- ➔ How can agencies best support foster families with CVA?
- ➔ How to estimate the value of protection top ups in CVA calculations?
- ➔ How to set up referral mechanisms between CVA and Protection teams that are safe from a data protection perspective?
- ➔ Are the amounts made available to Ukrainian refugees as part of national protection schemes sufficient to meet their basic and protection needs?

Role of the C4PTF in Ukraine ([link to GPC C4PTF website](#))

- ➔ Provide technical guidance on the design of CVA & Protection assessments and activities and analysis of findings, including through the dissemination of tools and key resources
- ➔ Offer a space for collaboration and discussion to address key CVA and Protection challenges that emerge, ensuring sharing of best practices and lessons learnt.
- ➔ Adapt global guidance and tools



Key links for Cash for Protection in the Ukrainian regional response (link to website)

Guidance and tools in yellow and green (CP4TF)

PROTECTION MONITORING HIGHLIGHTS

→ Interactive dashboard created by UNHCR collecting data on various protection monitoring indicators and risks.

MEAL INDICATORS - CVA & PROTECTION

→ C4PTF recommended indicators for programs using CVA combined with Protection activities

PROTECTION RISK ANALYSIS FOR CVA

→ C4PTF mapping of the different protection risks that refugees and IDPs are facing in Ukraine

UKRAINE CASH WORKING GROUP PAGE

→ Landing page of CWG with all relevant documents, updates, factsheet, toolbox

CONSIDERING PROTECTION WITH MEB

→ C4PTF resource on how to consider protection aspects when designing a MEB: key protection risks & costs

KEY CONSIDERATIONS FOR CVA & CP

→ C4PTF general guidance on how to implement CVA to achieve Child Protection outcomes.

GLOBAL CASH 4 PROTECTION WEBSITE

→ Cash for protection resource library

RESOURCES FOR UKRAINE RESPONSE

→ All assessments, useful tipsheets and guidance listed in the previous factsheets

CALP MPC OUTCOME GUIDANCE

→ Core set of indicators that can serve as a short menu from which donors and implementers can choose

UKRAINE 3W OPERATIONAL PRESENCE

→ Live 3W from OCHA for NGO and INGOS operating in Ukraine

GBV MONITORING TOOLKIT

→ Instructs cash practitioners to adapt CBI monitoring systems to reflect protection risks

SAVE THE CHILDREN CVA AND CP TOOLKIT

→ Toolkit for Monitoring and Evaluating Child Protection When Using Cash and Voucher Assistance

TRICLUSTER DASHBOARD

→ CCCM, Protection, Shelter dashboard on Ukraine communal settings for IDPs

USING CVA TO PROTECT CHILDREN

→ Live document: key consideration when using CVA to achieve CP outcomes

CVA & GBV COMPENDIUM: A TOOLKIT

→ Guidelines for Integrating Gender-Based Violence Interventions in Humanitarian Action

UKRAINE CVA DASHBOARD

→ Live dashboard with # of people assisted, # of partners and type, # of activities and coverage

STC CP & CVA MEAL TOOLKIT

→ To assess, address and monitor Direct and indirect impact on CP concern, and CP benefits of CVA.

GBV CONSIDERATION IN UKRAINE

→ Consideration for Women and Girls when using cash in Ukraine and the Regional Refugee Response. (UNFPA)

Key contacts in the C4PTF

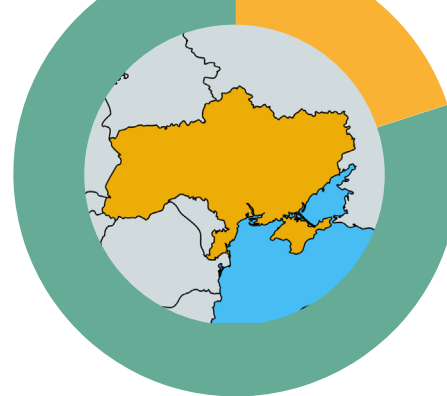


Julia Grasset, Cash and Markets Advisor:
Julia.Grasset@savethechildren.org

Lauren Murray, Child Protection Advisor:
lauren.murray@savethechildren.org

Antoine Sciot, MEAL & Data analyst consultant:
asciot@gmail.com

Key updates relevant to CVA & protection in Ukraine



80% Funded (of \$4.29bn)¹

Response general updates

OCHA - Ukraine Humanitarian Needs Overview 2023 (Issued December 2022) ([link](#)) Please check the maps at the end of factsheet

OCHA - Ukraine: 2022 Flash Appeal Funding Snapshot - 16 January 2023 ([link](#))¹

OCHA - Ukraine: 5W Operational Presence As of 5 January 2023 ([link](#))

DEC - Options for supporting and strengthening local humanitarian action in Ukraine:

A scoping exercise report ([link](#)) - Localization of aid: A scoping exercise was commissioned by DEC to gather ideas, options and approaches from local and national actors (L/NAs) implementing humanitarian response activities in Ukraine on the most important areas for supporting and strengthening local humanitarian action.

CVA

CALP network - Linking Humanitarian Cash and Social Protection in Ukraine: Emergency Response inside Ukraine Thematic paper - January 2023 ([link](#))

MPC PDM Questionnaire Emergency Response December 2022 in English ([link](#)) and Ukr ([link](#)); published with a guidance on how to use it ([link](#))

CWG meeting agenda and decisions/action points, 11 January 2023 ([link](#))

Insufficient beneficiary access to information on enrolment, eligibility, amounts, delivery methods, etc. across the response.

Beneficiary preference/higher trust for bank transfers as delivery mechanism

Higher limitations in access to gov. registration in NGCA/frontline areas vs rest of the country

Unequal government acceptance of winterization assistance experienced, as compared to MPC

Main updates and next steps: Finalization of revised PDM tools (EN/UK) and associated guidance; Strategic decision expected on use of Diia systems ; Coordination mechanisms with other clusters, including at sub-office level (matrixes and tools); Opportunities for analysis/review of Transfer value/assistance duration in 2023

A series of thematic paper from STAAR (Social Protection Technical Assistance, Advice and Resources Facility)

- Overview of the Ukraine Gvt's Housing and Utilities Subsidy Programme and the Guaranteed Min. Income Programme ([link](#))
- Overview of the Ukrainian Government's IDP Social Assistance Support Programmes ([link](#))
- Assessing the Current Level of Alignment Between Humanitarian and Social Protection Programmes in Ukr. in Nov. 2022 ([link](#))
- Overview of the Unified Information System of the Social Sphere (UISSS) and the eDopomoga System ([link](#))

Women's world banking - The Ukrainian Refugee Crisis: A Women's Financial Inclusion and Resilience Stress Test ([link](#)) - The analysis synthesizes data on financial services access, financial services use, and financial resilience among from 805 in-person surveys and 16 in-depth interviews conducted in May and June 2022 in Moldova and Romania.

Women's World Banking livelihoods assessment: Estimated 70%-90% of the almost 12million border crossings were women and their dependents; No banks found which blocked Ukrainian women's access to banks.

Refugees' livelihoods assessment of 34yr old - 45yr old women (June 2022)

- 43% primary HH earner prior to war; and 75% received no incomes since the war started
- Less than 1% of women reported that they would be able to use wages earned to cover emergencies in next 30 days

KEY FIGURES

5,1M people assisted by MPCA as of 12/12/2022 ([link](#)) (1,92M in OCHA dashboard ([link](#)))

\$1Bn amount disbursed in MPCA as of 8/12/2022 ([link](#))

CVA

RECOMMENDATIONS

74USD - 2200UAH

per person per month / Shelter top-ups of 130USD per HH

KEY CONTACTS

CWG:

Marga Ledo- marga.ledo@redcross.org.ua

Mustafa Hadeed - mhadeed@iom.int

Paul de Carvalho-Pointillart - pointillart@un.org

Protection cluster:

Coordinator: Claudia Nicoletti: nicoletc@unhcr.org

CP AoR : Ranjini Paskarasingam - rpaskarasingam@unicef.org

GBV : Ekaterine Kristesashvili - kristesashvili@unfpa.org

Mine Action: Guy Rhodes - guy.rhodes@undp.org

HLP: Volodymyr Khorbaladze - volodymyr.khorbaladze@nrc.no

Key updates continued - Ukraine

→ GBV REFERRAL PATHWAYS - UKRAINE

IOM - Ukraine Crisis Response Operational Update (9-15 January 2023) ([link](#)) Since February 2022, IOM has reached 235,905 people with multi-purpose cash

USAID - Ukraine - Complex Emergency Fact Sheet #7, Fiscal Year (FY) 2023 ([link](#)) As of December 28, State/PRM partner UNHCR provided MPCA to more than 987,000 people across Ukraine. As of January 16, UNHCR provided MPCA to nearly 476,000 refugees in Bulgaria, Moldova, Poland, Romania, and Slovakia.

Protection updates

New Protection Monitoring Tool at community level ([link](#)); **New protection Cluster Ukraine 5W Dashboard** ([link](#))

Protection cluster, UNHCR - Meeting Minutes (18/01/2023) ([link](#))

Membership of the Strategic Advisory Group of the Ukraine Protection Cluster (2023) - Terms of Reference - January 2023 ([link](#))

Mine action

New Mine action subcluster 5W dashboard ([link](#))

UNDP - Ukraine: Mine Action - 5W Situation Report (As of 01 January 2023) ([link](#)) The MASC, from available data, projected that there are 10,663,357 persons in need of mine action services in Ukraine. 3,550,421 beneficiaries reached ; 520 EO items removed; 5,252 mine action activities since Feb. 2022

HRW - Ukraine: Banned Landmines Harm Civilians - January 2023 ([link](#))

GBV

GBV Sub Cluster Thematic Meeting on GBVIMS+ Minutes ([link](#))

New interactive 5W Dashboard ([link](#))

CP

UNICEF - Humanitarian Response for Children Inside Ukraine Factsheet: End-of-Year Factsheet (24 February – 31 December 2022) ([link](#))

UNICEF – Press release - War has hampered education for 5.3 Million children in Ukraine, warns UNICEF [EN/UK] ([link](#))

PwDs

UNHCR – Press release - Working together to include people with disabilities ([link](#))

HelpAge – press release - Older people in Ukraine are in need of warmth in the face of harsh winter ([link](#))

IOM – press release - Undocumented and Displaced: Living in Legal Limbo During Wartime ([link](#))

[New assessments and useful guidance - all previous assessments listed on the factsheets are available on the GPC website \(link\) and OCHA - Assessment mapping \(link\)](#)

National level assessments

Groundtruth solutions - Perceptions of aid in Ukraine - Quantitative findings round 1 - December 2022 ([link](#)) - Survey on over 2,000 people in Ukraine who received or needed aid on how they perceive the quality of the response.

- Over half the people contacted and three-quarters of self-identified people in need have received aid or services at least once since the full-scale war began. Despite this high proportion, **over half the Ukrainians surveyed say they need more assistance.**
- Women are more likely to identify as “in need” and are more likely to apply for aid than men (62% vs 46%). This is partly because more women (27%) than men (17%) are internally displaced.
- **Aid recipients most often receive food (77%) and cash and voucher assistance (CVA) (51%). Cash is the main priority among people in need, despite 51% of people receiving CVA.**
- Half of people (47%) said they need winterisation support – even before the recent wave of attacks on energy infrastructure. IDPs and people living in rural areas significantly more often indicate winterisation support.
- To apply for aid, people most often use official websites and apps from aid providers (51%). Older persons less likely to use social media and other official websites and apps than younger people and more likely to use in-person or phone registration.

Key updates continued - Ukraine

ACTED, OCHA, REACH - Ukraine: Joint Market Monitoring Initiative (JMMI) - September 2022 (published December 2022) ([link](#)) 1406 interviews conducted: 732 retailers surveyed; 674 customers surveyed - See map at the end of factsheet

- Essential items such as food and hygiene items remain widely available.
- Affordability is a key issue, as half of customers (49%) reported that the primary financial reason affecting them in accessing goods is the increase in prices. 21% reported they cannot afford the items available in their stores
- **In September, the cost of the JMMI basket decreased by 2%.** The largest reduction in cost occurred in the South of Ukraine. **However a considerable increase of 50% in the cost of JMMI basket was observed in the East of Ukraine compared to the previous month.**
- 82% of retailers in the South and 80% in the East reported difficulties (e.g., increase in prices from suppliers, availability of core goods) in keeping store operational and well-stocked due to the ongoing hostilities.
- Rental prices for one-bedroom apartments in Ukraine continued to rise. In September, the average rent for a one-bedroom apartment was 4% higher than in August and by a quarter (24%) – than in January this year

CESVI, Concern, Médicos del Mundo, Ukraine Crisis Multisector Needs Assessment – November 2022 published december ([link](#)) - In total 1,383 households agreed to be surveyed.

- **85% of households stated food was one of their top three priority needs** with 49% stating it was their highest priority, followed by **Utilities costs** (48%) and **Medication** (41%)
- The availability of key items in accessible markets plays a significant role in the ability of people to meet their priority needs. Overall, people found they struggled most in accessing clothing (41%), medication (38%), healthcare (33%), household NFIs (26%), hygiene items (23%), heating (23%), and food (20%).
- The common finding, with some notable exceptions, across all locations is that the primary reason that people could not access items and services in markets is that they are too expensive, rather than these items and services not being available.
- The main source of income for approximately half the households (49%) surveyed was cash assistance provided by NGOs or the government. This was followed by full or part time salaried work, or employment in a public office.
- Average current incomes were consistently lower for those displaced across all oblasts, averaging 7,353 UAH per month, compared to host community members, averaging 10,781 UAH.
- Overall, 19% of households stated they have borrowed money in the last year, averaging 19,059 UAH, and with current household debts averaging 10,431 UAH.

CCM Cluster, REACH, UNHCR - Ukraine: Collective Site Monitoring (CSM) - Round 6: December 2022 ([link](#)) - Check map at the end of factsheet. The CSM Round 6 data collection took place from 5 to 18 December 2022. In total, 1,657 sites were assessed. Interviews took place with site management officials acting as Key Informants (KIs).

- Older persons, people with disabilities and female-headed households remained the vulnerable groups most frequently reported as present at the CSs. In total, 42 CSs reportedly hosted unaccompanied children,
- The reported top three priority needs of the CSs in all oblasts were generators (67%), food (35%), and kitchen appliances (23%).

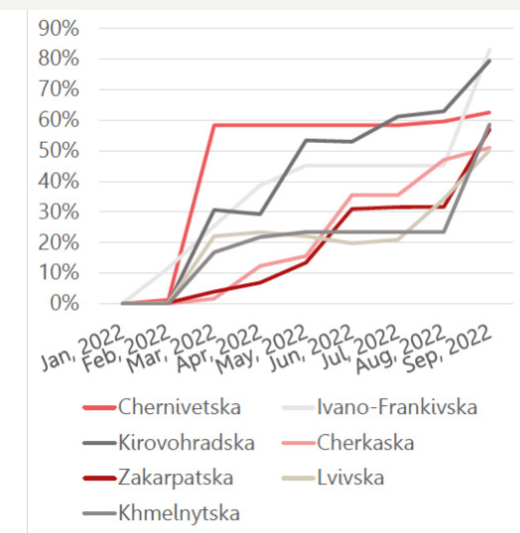
IOM - Ukraine - Solid Fuel Assessment December 2022 | Edition 3 ([link](#))

47% of vendors expect the price of solid fuel items to increase in the next month.

Firewood : 13UAH/kg; Coal 62 UAH/kg; Pellets 21 UAH/kg ; Briquettes 28UAH/kg ; Liquid Fuel 47 UAH/litre

COAR - Critical Areas Situation Report - Vol. 2 | No.1 - 19 January 2023 ([link](#)) - Secondary data review with recommendations for donors and aid actors

Top Oblasts by increase of rent for a 1-room apartment, as % from January 2022 ([link](#))



Source: SSSU

JMMI basket decreased by 2%

Key updates continued - Ukraine

Sub-national / Area-based assessments

REACH - Ukraine: Humanitarian Situation Monitoring (September 2022) - Briefing Note: Focus on settlements in Kharkivska and Donetsk oblasts – December 2022 ([link](#))

IOM - Lvivska Oblast Collective Centre Assessment, Summary of IOM's CCCM Collective Centre Assessment, as of 30th December 2022 ([link](#))

IOM - Collective Centre Assessment (Chernivetska Oblast) (as of 15 December 2022) ([link](#))

UNOSAT - Damage Assessment Overview Map - Ukraine: Kharkiv, Kharkiv Oblast, Imagery Analysis: 15 June 2022 Published: 25 November 2022 V1 ([link](#))

Sectoral assessments:

IMC, WHO; Mental Health and Psychosocial Support Rapid Situational Analysis Report - Iziurm District, Kharkiv Oblast, Ukraine (October 2022) [EN/UK] ([link](#))

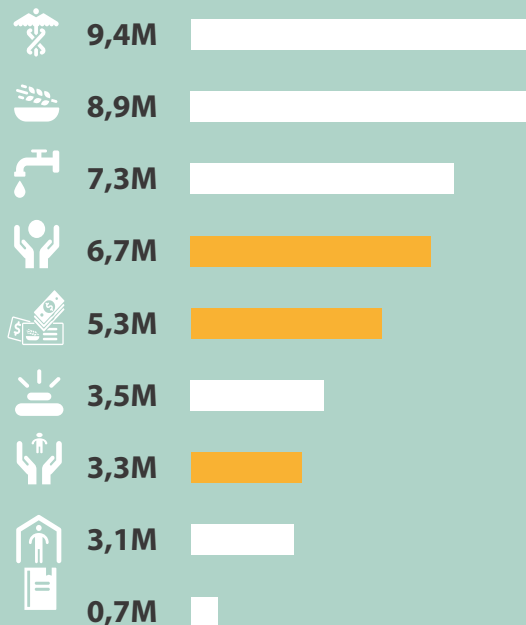
Equality Now - Sexual Violence Laws In Eurasia: Towards A Consent-Based Definition ([link](#))

This report examines legal provisions relating to sexual violence in five Eurasian countries – Georgia, Kazakhstan, Kyrgyzstan, Ukraine, and Uzbekistan. The research identifies shortfalls in ways that sexual violence crimes are defined under the law and highlights how existing laws are being poorly enacted throughout these criminal justice systems.

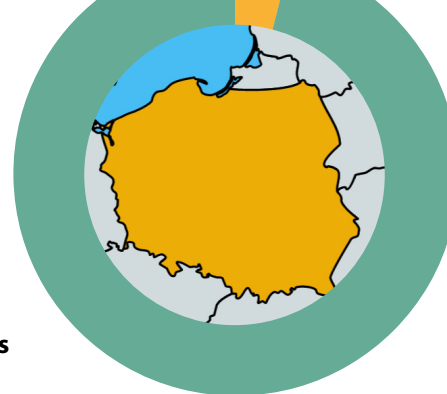
Regional assessments

IOM - Ukraine Response - Belarus: Displacement surveys with refugees from Ukraine, TCNs and other migrants Round 2: 01 September – 30 November 2022 (January 2023) ([link](#))

Estimated people reached by clusters in Ukraine as of 05/01/2023 - OCHA ([link](#))



Key updates relevant to CVA & protection in Poland



96% Funded (of \$211M)¹

Overall updates

UNHCR - Ukraine Emergency - UNHCR Poland Factsheet - January 2023 ([link](#)).

CVA

PCPM - Post Distribution Monitoring for Targeted Cash Assistance for Ukrainian Refugees in Poland (May-December 2022) – January 2023 ([link](#))

Every person enrolled in the program received cash assistance for the period of six months and in the amount of 710 PLN. The questionnaires were conducted at registration (baseline survey: 520 respondents), 2-3 months after the registration (mid-term survey: 637 respondents), and 5-6 months after the registration (endline survey: 358 respondents)

Protection updates

CP

PMM – Press release - Polish Medical Mission runs Child Friendly Spaces for refugees ([link](#)) - 4953 people have benefited from the Child Friendly Spaces program, which the Polish Medical Mission is conducting in 9 cities in Poland.

MHPSS

UNHCR, WHO - Poland Mental Health and Psychosocial Support Working Group Newsletter December 2022/ End of Year ([link](#))

IRC , press release - Amendments to Ukrainian refugee hosting laws showcase the need for continued humanitarian support ([link](#))

The IRC is particularly concerned by the following amendments:

- Refugees from Ukraine are to cover the costs of their accommodation.
- Those who fled the military conflict in Ukraine have the right to stay legally in Poland until August 24, 2023 but they may face serious obstacles in prolonging the stay.
- The new law provides for the repeal of the so-called “COVID regulations”.

New assessments and useful guidance:

CORUS - Multi-Purpose Cash Assistance vs Foster Care, Disability and Other Protection Considerations in Multi-stakeholder Environment, Ukraine Refugee Response in Poland - December 2022 ([link](#)) The paper offers a brief assessment of the adequacy, equity and efficiency of social protection provision for the Ukrainian refugees in two cash assistance project locations in Poland.

IOM - Ukraine Response 2022 – Poland: Crossing to Ukraine Survey - End of Year Fact Sheet - Data collection: 12 April – 31 December 2022 ([link](#)) - This report provides an overview of key trends based on the 8,664 surveys that were conducted between 12 April and 31 December 2022 to assess the profiles, needs and intentions of refugees from Ukraine crossing from Poland back into Ukraine.

- Most respondents (75%) reported having no specific needs just before crossing the border. The top reported needs over the entire period of data collection were financial support (11%) medicine/health care (5%)
- The main oblasts of destination are Dnipropetrovska, Lvivska, the city of Kyiv, and Zaporizka. While the share of respondents travelling to Lvivska has been decreasing since April, the number of those intending to travel to Kharkivska has shown an increasing trend since September 2022
- The share of respondents intending to stay in Ukraine has decreased from 62 % in April to 26 % in December. At the same time, crossings for a short visit have increased from 28 % to 56 %
- Among those intending to remain in Ukraine, 65% declared that the main reason was to reunite with family members 14% based their decision on the improvement of the situation in their place of habitual residence and 7 % cited a lack of financial resources

KEY FIGURES

90M\$ in CVA to assist refugees from Ukraine ([link](#))

301m Ukrainian refugees enrolled for CVA -UNHCR ([link](#))

CVA RECOMMENDATIONS

150USD - 700PLN/ for the 1st person per month + **600PLN** per HH member, to a max. of 2.500PLN per HH. ([link](#))

KEY CONTACTS

CWG:

UNHCR - **Rashid Khasanov** khasanov@unhcr.org
PAH, Co-Chair, **Barrie Hebb** barrie.hebb@pah.org.pl

Protection cluster:

UNHCR **Lorena Rodriguez** isla@unhcr.org
GBV - **Mays Zatari** zatari@unhcr.org
CP - UNHCR, Co-Coordinator, **Alexander Waxman** waxmana@unhcr.org
GBV **Mays Zatari** zatari@unhcr.org
TCNs - IOM - **Natalie Paynenpayne**@iom.int

Ukraine Response 2022 - Poland: Crossings to Ukraine Surveys, Round 02 | 2022 Report - Data collected 12 April - 10 December 2022 ([link](#)) - This report provides an overview of key figures of the 6,719 surveys that were conducted between 12 April and 10 December to assess the profiles, needs and intentions of refugees from Ukraine crossing from Poland back into Ukraine.

- Overall, 45% intended to stay in Ukraine. This number has decreased from 62% in April to 34% in November. At the same time, crossings into Ukraine for a short visit have increased from 28% in April to 43% in November.
- The main reported needs just before crossing the border over the entire data collection period were financial support (11%), medicine /healthcare (5%) and transportation support (5%). Most respondents (75%) reported having no specific needs.

Ukraine Response 2022 - Poland: Refugee needs assessment - End-of-Year Factsheet - Data collected 12 April - 10 December 2022 ([link](#))

This report provides an overview of key figures of the Refugee Needs Assessments completed between 17 June and 10 December. It is based on 3,385 interviews that were conducted to assess the profiles, vulnerabilities and needs of refugees from Ukraine who are currently residing in Poland.

- The largest portion of respondents intended to return to Ukraine (50%). Of those who want to return to Ukraine, the top reported need was financial support (46%).
- 46 % of respondents intended to remain in Poland. The three top needs among these respondents were financial support (44%), long-term accommodation (35%) and employment (35%).

Ukraine Response 2022 - Poland: Refugee flows to Poland: needs and intentions survey - End-of-Year Factsheet - Data collected 12 April - 10 December 2022 ([link](#))

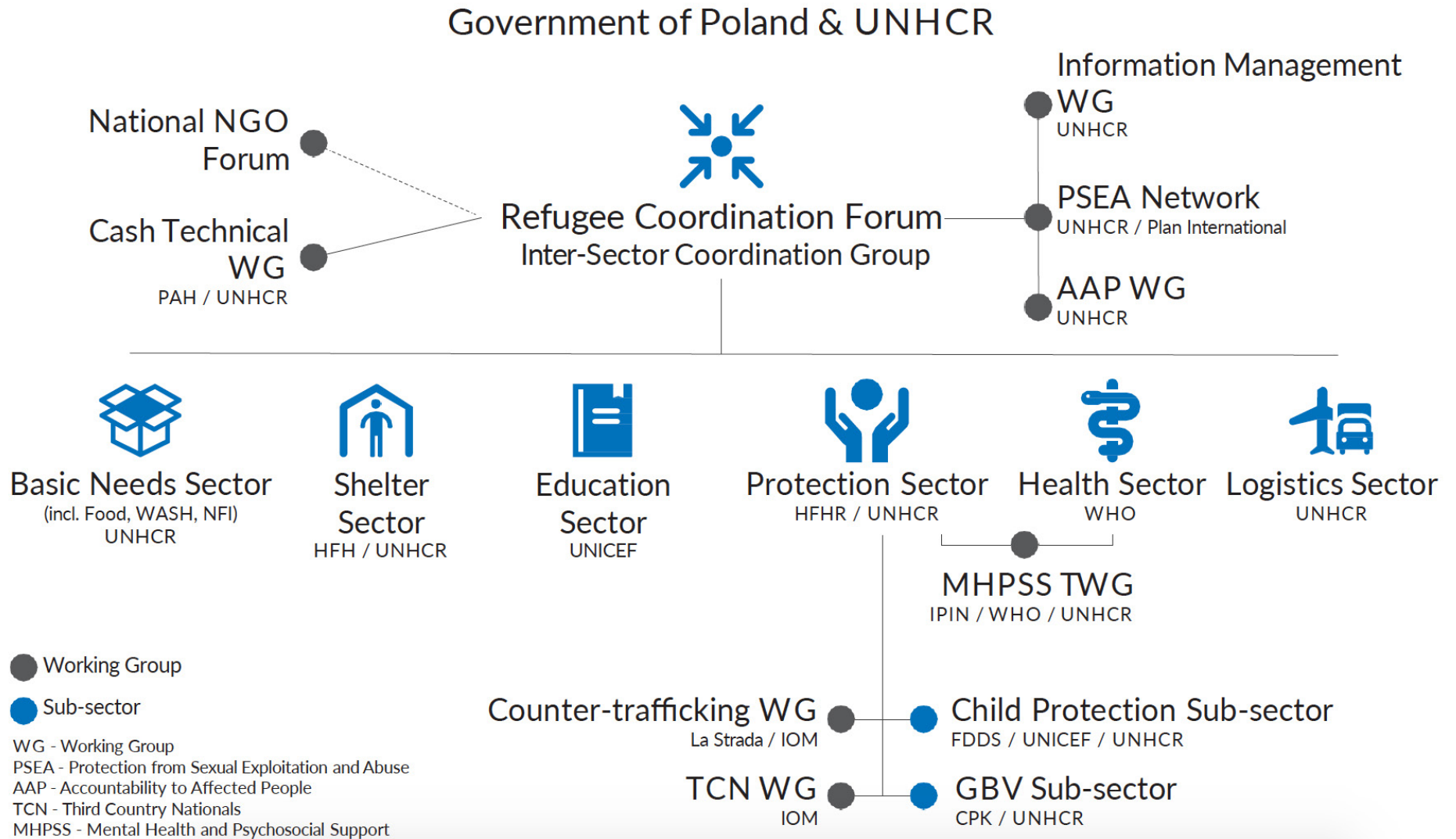
- This report provides an overview of key figures of the Refugee Flows to Poland: Needs and Intentions Survey between 12 April and 10 December. It is based on 7,538 interviews that were conducted to assess the profiles and intentions of refugees from Ukraine crossing into Poland.

- The top reported needs among all respondents were financial support (28%), accommodation (27%) and transportation (19%).
- Of the 2,525 respondents who intend to stay in Poland, the top three needs were financial support (27%), accommodation (25%) and employment (21%).

REACH, UNHCR - Poland: Refugee Accommodation Sites overview, July - August 2022 (published December 2022) ([link](#)) - Out of 187 sites contacted, 100 were reported active and used to accommodate refugees for at least one night.

- 45% of assessed sites hosted persons with disabilities at the time of data collection;
- Only 3% of assessed sites were reportedly not prepared to accommodate residents in the upcoming winter months;
- The majority of assessed accommodation sites (62%) were declared to remain operational for an unspecified time;
- 9% of assessed accommodation sites were planned to be closed in one month or less after data collection

Refugee coordination architecture in Poland (link)



Key updates relevant to CVA & protection in Romania



84% Funded (of \$147,4M)¹

General updates

UNHCR Romania: Ukraine Refugee Situation Update, Update #30, 20 January 2023 ([link](#))

UNHCR - Romania Refugee Response Plan - Inter-Sector (As of December 2022) ([link](#)) – Also available for the following sectors: basic needs ([link](#)), livelihoods ([link](#)), Cash, with 92K people reached out of a 120K target ([link](#)), Protection, with 198K people reached out of a 277K target ([link](#)), Health ([link](#)), Education ([link](#))

CVA

UNHCR - Post-Distribution Monitoring (PDM) of UNHCR's Cash Assistance in Romania - Round 2 – January 2023 ([link](#))

- Overall, results from this round continue to indicate that **cash assistance is well adapted to the context, easy to spend in the local markets and supermarkets** and that receiving or spending the assistance did not pose any threat or challenges to beneficiaries. It allowed them to cover a major part of their basic needs and had a significant impact on their situation.
- Refugees reported that the cash helped with their needs, with **67% of households meeting all of their basic needs at the time of data collection**. Cash assistance was most frequently reported to be used to cover for basic needs, such as food (97%), clothes/shoes (36%), health expenses (29%) and hygiene items (22%).⁶ Most households (87%) reported they spent all the cash assistance at the time of data collection, while less than one quarter (11%) had spent more than half of the cash assistance.
- A large majority of households (80%) reported that they were able to find the items and/or services that they needed in the markets and/or shops. Almost all the households (92%) reported that items and/or services were available in the markets and/or shops and the quality was in line with households expectations. **Price increases were, however, noted by 59% of households.**

UNHCR - Ukraine Situation: Romania Thematic Report - 50/20 Programme - December 2022 ([link](#))

The programme aims to ensure the provision of accommodation and food to the refugees residing in the country by facilitating the payment of RON 50/person/day for accommodation and RON 20/person/day for food to Romanian citizens hosting refugees fleeing the conflict in Ukraine. After 9 months of the programme's implementation, UNHCR has launched an assessment to evaluate the impact, use and satisfaction of the programme by refugees coming from Ukraine

KEY FIGURES

106,706 refugees currently in Romania - up from 104,226 last month ([link](#))

43,129 refugees have benefitted from CVA ([link](#))

CVA RECOMMENDATIONS

120USD per person per month (568RON)

KEY CONTACTS

Protection cluster:

UNHCR - **Jorunn Brandvol** brandvol@unhcr.org

CP sub-cluster -UNICEF - **Laura Fragiaco-mo** lfragiacom@unicef.org

UNHCR - **Gedeon Nijimbere** nijimber@unhcr.org

PSEA/ GBV - **Konstantina Loupeidou** loupeido@unhcr.org

CWG

Ahmad Zia Furmolly UNHCR
furmolly@unhcr.org

Andreea Furtuna andreea.furtuna@cruce-arosie.ro

New assessments & guidance

National level assessments




REACH, UNHCR - Romania Multi-sector Needs Assessment (December 2022) ([link](#)) Data collection took place between 12 October 2022 and 1 November 2022 and covered a total of 716 refugee HHs with 598 HHs living in the host community and 118 households living in CSs in Romania.

- Cash and livelihoods: findings showed that the respondents had a high level of education, and were employed in Ukraine before coming to Romania. Their perception about accessing the labour market in Romania was not favourable for them, with 51% of respondents not having the same professional status as before the displacement. Out of which, 80% reported not working at the time of the interview.
- The most prevalent barriers to employment reported by the HHs included lack of employment options, as well as language barrier. In terms of sources of income, the largest majority reported relying on remittances, social benefits or humanitarian assistance. In the case of protracted displacement, and the depletion of these resources, refugee HHs in Romania may experience heightened vulnerability and difficulties to cover their basic needs over time.
- Protection: in general, respondents did not report concern over safety or security risks for men, women and children in their HH. Discrimination and verbal abuse were the most often reported hostile behaviours experienced, though in a relatively low proportion (7%) of respondents.




REACH, UNHCR - Romania: Protection Profiling, October 2022 ([link](#)) - This report presents the results from 3,648 structured interviews with Ukrainians and third country nationals completed in 24 counties across Romania between the 8th of June and the 3rd of September, 2022.

- One-third of respondents (27%) reported intending to return to Ukraine in the foreseeable future.
- **Cash (20%), accomodation (16%), and family reunification (20%) were the most reported priority needs.**
- The most reported information need of refugees interviewed in Romania were related to instructions on how to get financial assistance (61%), followed by medical services (44%) and job opportunities (40%).
- In terms of sources of information, respondents reported relying mostly on government official websites, while the type of social media preferred by the majority of respondents to receive information from was Facebook.




Top 3 most reported priority needs

Cash	20%	
Family reunification	20%	
Accomodation	16%	

Top reported income sources of Households

No income	33%	
Remittances	19%	
Social benefits from Ukr.	16%	

Top 3 reported information needs at the time of data collection, % of respondents

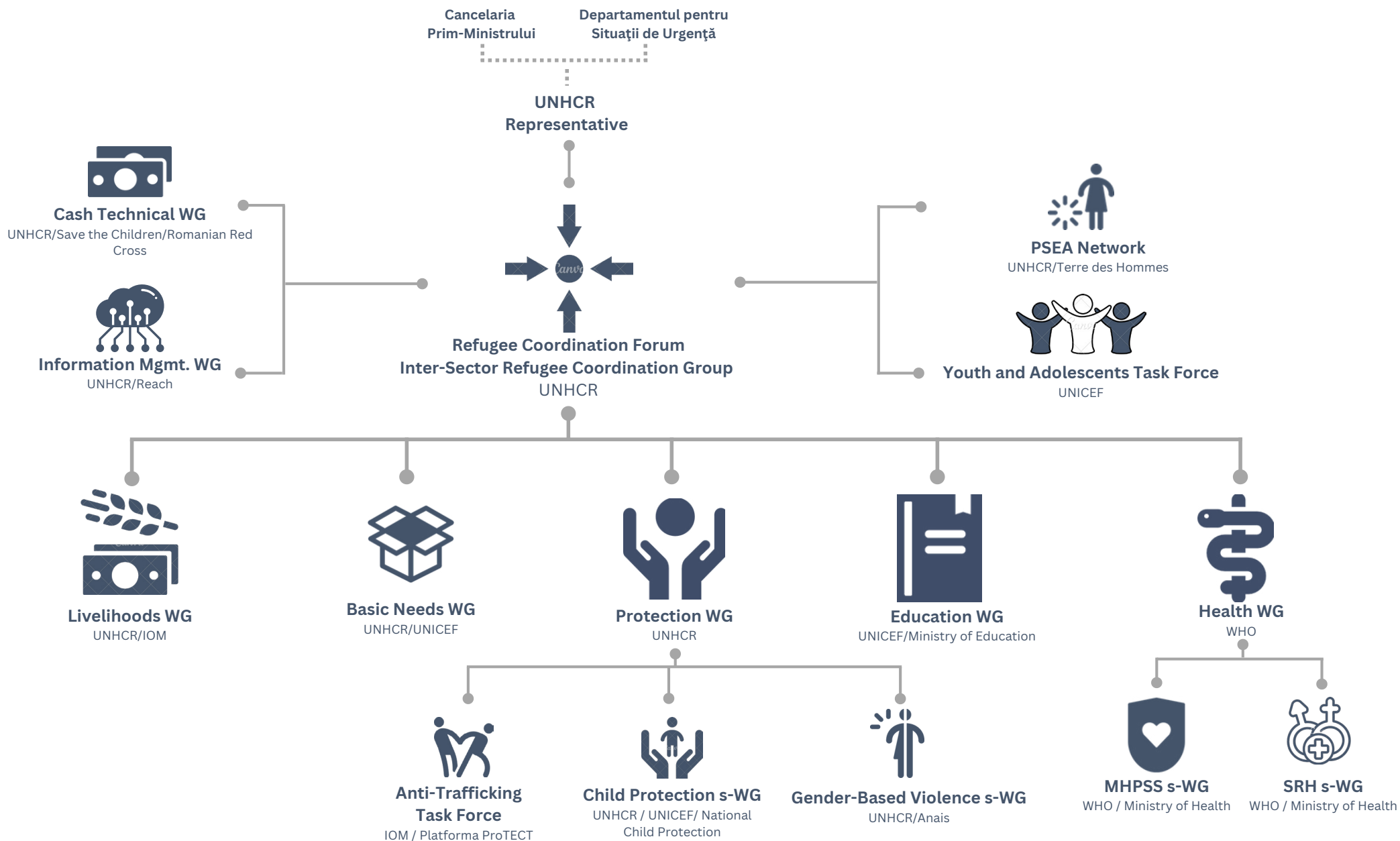
Financial aid	61%	
Medical aid	44%	
job opportunities	40%	

Sub-national/ regional assessments

REACH, UNHCR - Situation Overview in Bucharest, Area-Based Assessment (As of September-October 2022) ([link](#))

REACH, UNHCR - Situation Overview in Constanta, Area-Based Assessment (As of July-August 2022) ([link](#))

Refugee coordination structure in Romania (link)



Key updates relevant to CVA & protection in Moldova



81% Funded (of \$43,8M)¹

KEY FIGURES

108m indiv. received cash assistance in Moldova ([link](#))

58M\$ distributed in MPCA ([link](#))

CVA RECOMMENDATIONS

USD120 (2200 MDL)
Montly cash grant per person (UNHCR cash update)

KEY CONTACTS

CWG:

Yigit Anil Gurer gurer@unhcr.org

Protection cluster:

UNHCR **Andrew Painter** - painter@unhcr.org

Carolina Cazaciuc - carolina.cazaciuc@ombudsman.md

CP UNICEF **Katherine Lampe** - lampe@unhcr.org

UNHCR **Flore Rossi** - frossi@unicef.org

GBV UNHCR **Vanessa Bordin** - bordin@unhcr.org

General / operational updates

UNHCR - Moldova Operations Update - Ukraine Refugee Situation - 23 December 2022 ([link](#))

CVA updates

UNHCR - Moldova Cash Working Group- presentations of UNHCR Cash assistance programme ([link](#)); **PIN** ([link](#)) and **WFP** ([link](#)) – December 2022

UNDP - Moldova refugee response: Livelihoods and Inclusion Working Group Co-chaired by the State Chancellery and UNDP, Issue Brief #9 (December 2022) ([link](#))

Protection updates

AAP

UNHCR - Ukraine Situation - Moldova: Accountability to Affected Population Task Force - Rumour Tracking Monthly Bulletin (Oct 2022) ([link](#))

PwDs

UNHCR - Ensuring the protection of persons with disabilities fleeing from Ukraine – December 2022 ([link](#)) Listing the Key challenges for persons with disabilities fleeing Ukraine

Assessments

IOM - Ukraine Response - Republic of Moldova - Surveys with Ukrainian and third-country nationals crossing to Ukraine: Observed trends in 2022 ([link](#)) - 6 173 individuals were interviewed between April and November 2022, most of whom were Ukrainian citizens (95%) while 3% were TCNs and 2% were Moldovan nationals. Data was collected at three main BCPs from the Republic of Moldova to Ukraine.

- The top reported needs among all respondents were financial support (12%), medicines and health services (6%) and food (5%)
- Of those travelling in a group, 76 % were travelling with children and 28 % with the elderly, and 13 % were travelling with a person with a serious health condition
- The demand for humanitarian assistance increased from 24 % in April to 31 % in November 2022

IOM - Ukraine Response 2022 - Moldova: Surveys with Ukrainian Refugees and Third-Country Nationals - Round 6 - Data collected from 06 Oct to 18 Nov 2022 ([link](#))

Moldova Refugee Accommodation Centre (RAC) Weekly Needs Monitoring, Update as of 27.12.2022 ([link](#))

- Top three RAC needs as of December 27th 2022 were Hygiene items 17%; Cleaning items 17%; Infant items 8%
- Occupancy rate of less than 70%

Refugee coordination architecture in Moldova (link)

→ GBV REFERRAL PATHWAYS - MOLDOVA



Government of Moldova
Joint Crisis Management
Center



UNHCR Representative
Francesca Bonelli



Refugee Coordination Forum
Inter-Sector Coordination Group
UNHCR

Sector Working Groups

Protection



CP GBV

Co-Leads
Ombudsman Office
UNHCR

Logistic & Supply

Lead
UNHCR

MHPSS
Technical Resource
Group
(WHO | MENSANA)

Health and Nutrition

Co-Leads
Ministry of Health
WHO

Education

Co-Leads
Ministry of Education
UNICEF
UNHCR

Livelihoods and Inclusion

Co-Leads
State Chancellor
UNDP

Accommodation and Transport



WASH FOOD SECURITY

Co-Leads
Ministry of Labor and Social
Protection
UNHCR
ACTED

Cross-Sector Working Groups

Cash

Co-Leads
Ministry of Labor and Social
Protection
UNHCR

Information Management

Co-Leads
UNHCR
REACH

Local Coordination Structures
Local Authorities | NGOs | UNHCR
Palanca - Otaci - UTA Gagauzia- Cahul
Balti-Ungheni

Cross-Sector Task Forces



Gender
Co-Leads
Platform for
Gender
Equality
UN Women



AAP
Co-Leads
UNHCR



PSEA
Network
Co-Leads
UNHCR
Plan
International

Key updates relevant to CVA & protection in **Bulgaria**

No updates this month



70% Funded (of \$19,9M)¹

KEY FIGURES

67m refugees
remained in Bulgaria(link)

25,000 refugees
targeted for CVA (link)

CVA RECOMMENDATIONS

No data available

KEY CONTACTS

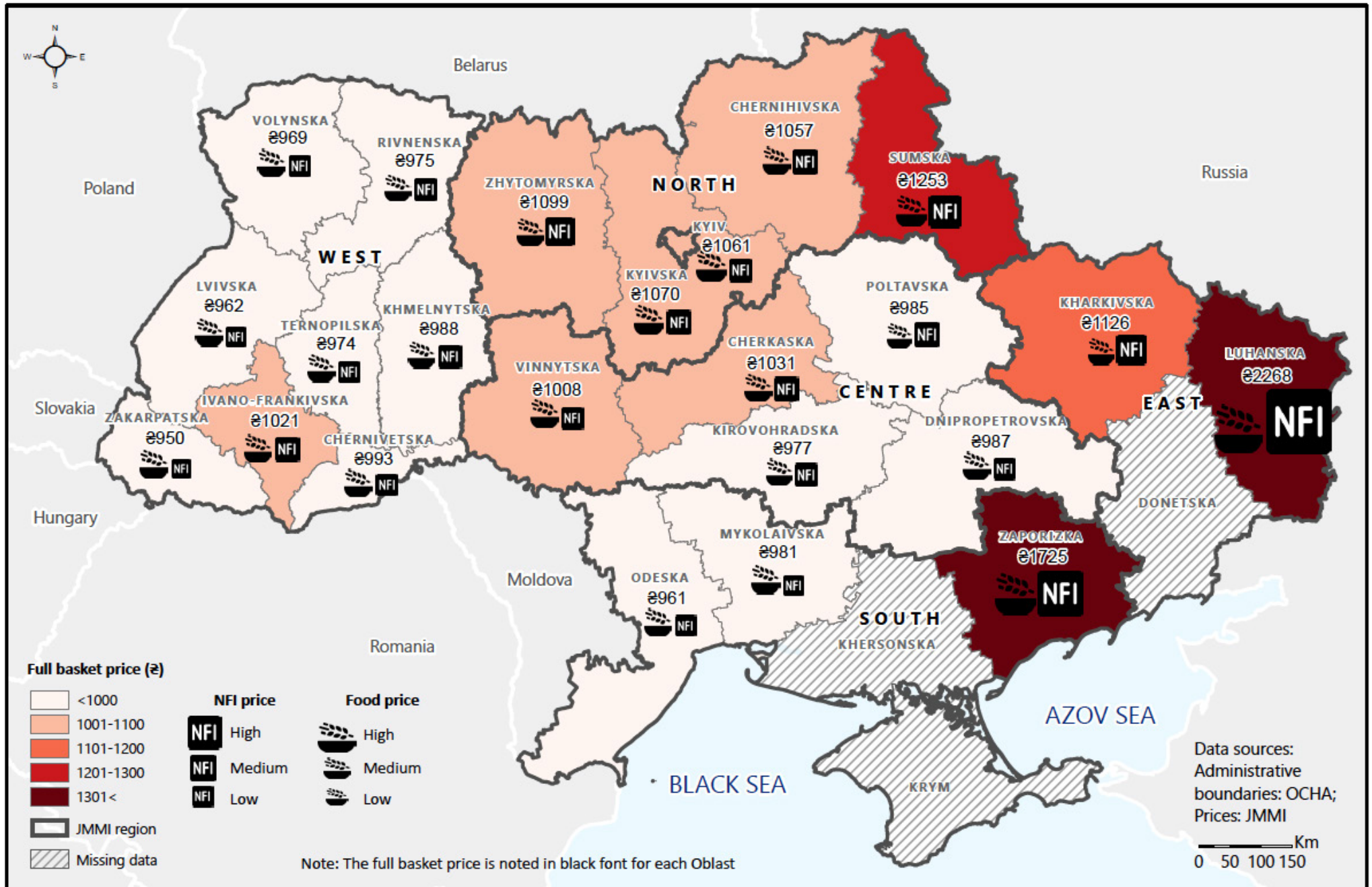
Protection cluster:

No data available

1. UNHCR – 2022 funding update (link)¹ UNHCR's financial requirements 2022 - \$19,9 million - 70% funded.

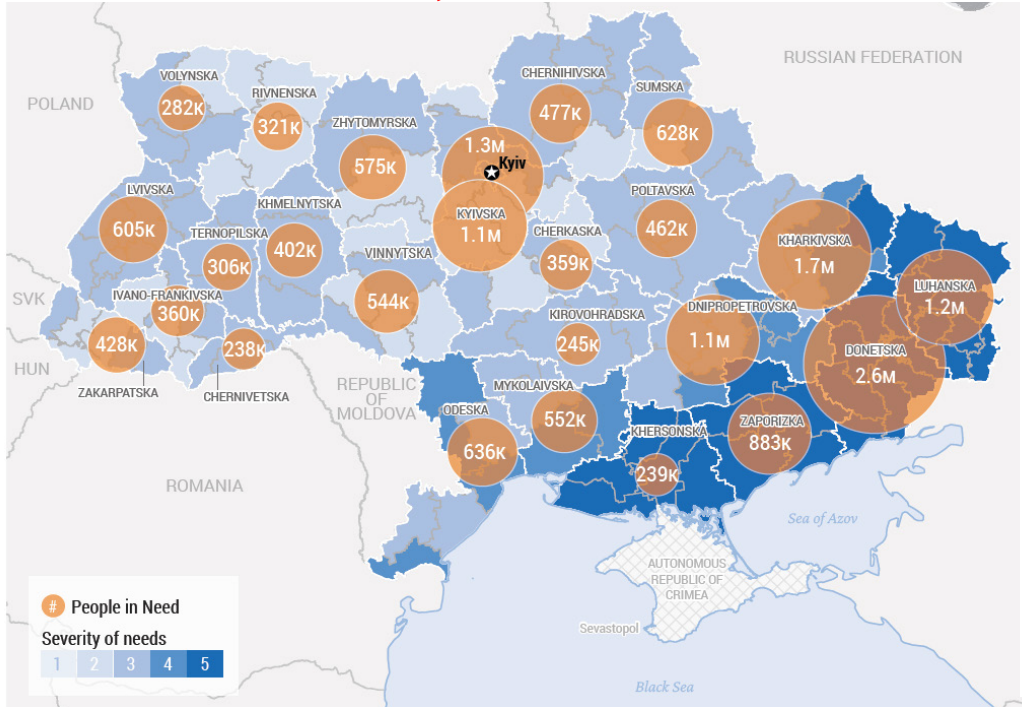
Annexes - relevant maps for the Ukraine response

Median values of food and non-food items, by Oblast - REACH - JMMI ([link](#))

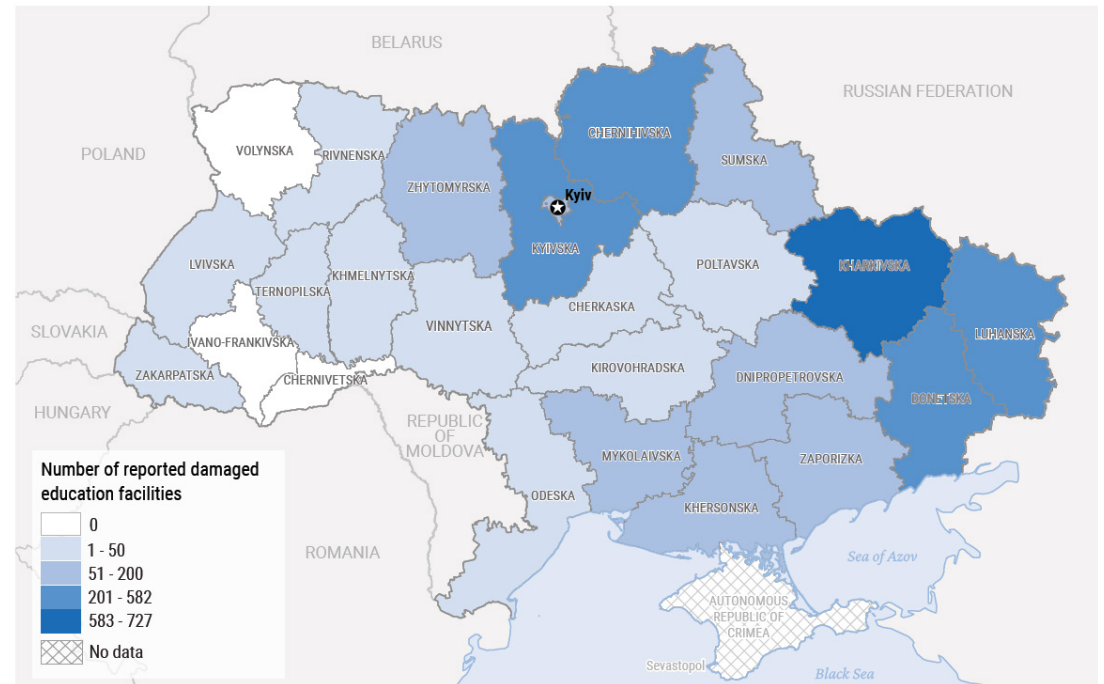


OCHA - Ukraine Humanitarian Needs Overview - 2023 (link)

Severity of needs



Damage to educational facilities



Damage to health facilities



Access severity: perceptions of access restrictions

