

Purpose of this factsheet:

This Factsheet is produced on a monthly basis for Protection and Cash and Voucher Assistance (CVA) specialists who are **considering, planning for, or already using CVA integrated into protection programming to support protection outcomes** for individuals and households inside and outside of Ukraine. Key findings are paired with “hints” wherever possible based on the current state of information and best practice resources on how CVA for Protection can be applied.

This factsheet aims at addressing Cash for Protection broadly and relies on the key information provided by the Task Team members as well as the relevant clusters, AoRs and working groups. All previous factsheets are available via this [link](#).

HOT TOPICS AND QUESTIONS OF THE MOMENT

- ➔ How to address the needs of most vulnerable households during winter?
- ➔ Closure of community centres - how to ensure a protective shelter and environment for families?
- ➔ What would the implications be of setting more restrictive selection criterias for cash assistance?
- ➔ How to mitigate existing/future protection risks associated with lack of available and affordable shelter options?
- ➔ What type of information on children should and should not be collected at registration stage, considering data protection risks? (Ex: birth certificates)
- ➔ Should the CVA assistance still be limited to three months?
- ➔ How can agencies best support foster families with CVA?
- ➔ How to estimate the value of protection top ups in CVA calculations?
- ➔ How to set up referral mechanisms between CVA and Protection teams that are safe from a data protection perspective?
- ➔ Are the amounts made available to Ukrainian refugees as part of national protection schemes sufficient to meet their basic and protection needs?

Key contacts in the C4PTT

Julia Grasset, Cash and Markets Advisor: Julia.Grasset@savethechildren.org
Lauren Murray, Child Protection Advisor: lauren.murray@savethechildren.org
Antoine Sciôt, MEAL & Data analyst consultant: asciot@gmail.com



Do not hesitate to contact us to send feedbacks, key points of interests that you would like to see included in the next factsheet!

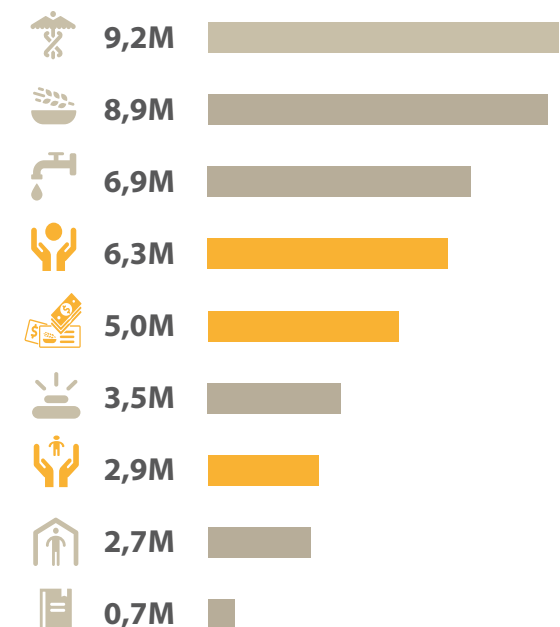
KEY FIGURES

5,9M estimated number of Ukrainian IDPs ([link](#))

7,8M refugees fleeing Ukraine, 50% being children ([link](#))

5M people have received MPCA assistance ([link](#))

Estimated people reached by clusters as of 15/12/2022 - OCHA ([link](#))



Key links for Cash for Protection in the Ukrainian regional response

Guidance and tools in yellow

PROTECTION MONITORING HIGHLIGHTS

→ Interactive dashboard created by UNHCR collecting data on various protection monitoring indicators and risks.

UKRAINE CASH WORKING GROUP PAGE

→ Landing page of CWG with all relevant documents, updates, factsheet, toolbox

GLOBAL CASH 4 PROTECTION WEBSITE

→ Cash for protection resource library

UKRAINE 3W OPERATIONAL PRESENCE

→ Live 3W from OCHA for NGO and INGOS operating in Ukraine

TRICLUSTER DASHBOARD

→ CCCM, Protection, Shelter dashboard on Ukraine communal settings for IDPs

UKRAINE CVA DASHBOARD

→ Live dashboard with # of people assisted, # of partners and type, # of activities and coverage

MEAL INDICATORS - CVA & PROTECTION

→ C4PTF recommended indicators for programs using CVA combined with Protection activities

MPCA MEAL TOOLKIT

→ includes tools and KoBo survey templates for monitoring and evaluating MPC programs.

RESOURCES FOR UKRAINE RESPONSE

→ All assessments, useful tipsheets and guidance listed in the previous factsheets

GBV MONITORING TOOLKIT

→ Instructs cash practitioners to adapt CBI monitoring systems to reflect protection risks

USING CVA TO PROTECT CHILDREN

→ Live document: key consideration when using CVA to achieve CP outcomes

STC CP & CVA MEAL TOOLKIT

→ To assess, address and monitor Direct and indirect impact on CP concern, and CP benefits of CVA.

PROTECTION RISK ANALYSIS FOR CVA

→ C4PTF mapping of the different protection risks that refugees and IDPs are facing in Ukraine

CALP MPC OUTCOME GUIDANE

→ Core set of indicators that can serve as a short menu from which donors and implementers can choose

SAVE THE CHILDREN CVA AND CP TOOLKIT

→ Toolkit for Monitoring and Evaluating Child Protection When Using Cash and Voucher Assistance

CVA & GBV COMPENDIUM: A TOOLKIT

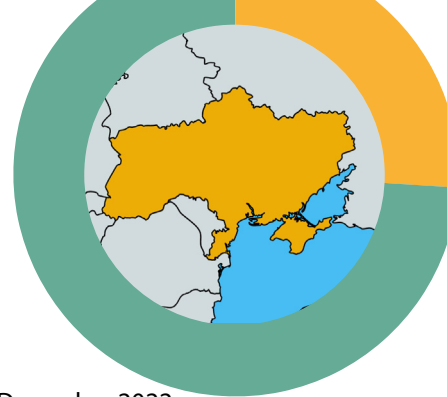
→ Guidelines for Integrating Gender-Based Violence Interventions in Humanitarian Action

GBV CONSIDERATION IN UKRAINE

→ Consideration for Women and Girls when using cash in ukraine and the Regional Refugee Response (UNFPA)

→ **HUMANITARIAN CONTACT LIST - UKRAINE**

Key updates relevant to CVA & protection in Ukraine



74% Funded (of \$4.29bn)¹

Funding environment

OCHA - Ukraine: Situation Report - December 2022 ([link](#))¹ - **Over 74% of US\$4.3 billion** (US\$3.17 billion) requested in the Humanitarian Flash Appeal has been received by humanitarian organizations in Ukraine. **Almost 40% of the funding received has come from the U.S.**

OCHA - Humanitarian Coordinator allocates \$20 Million to support local organizations and volunteer groups on the forefront of the humanitarian response – December 2022 ([link](#))

PRIO (Peace Research Institute Oslo) The Impact of the Ukraine War on Donor Priorities - December 2022 ([link](#)) and **Shifting Donor Priorities Following the Ukraine War: What Role for Emerging Donors?** - December 2022 ([link](#))

Call for proposals:

WPHF - The Women's Peace & Humanitarian Fund (WPHF) has launched a Call for Proposals in Ukraine - December 2022 ([link](#)) to support civil society organizations working to increase women's participation in humanitarian and crisis response, enhance the protection of women and girls, and improve the socio-economic recovery and political participation of women and girls displaced by the war in Ukraine: Programmatic funding from 30,000 USD to 500,000 USD, Institutional funding from 5,000 USD to 30,000 USD

Response general updates

UNFPA Ukraine Humanitarian Snapshot #15 - December 2022 ([link](#))

OHCHR - Update on the human rights situation in Ukraine - November 2022 ([link](#))

USAID – Ukraine, complex emergency factsheet #4 – December 2022 - December 2022 ([link](#))

Protection cluster, UNHCR - Transit and reception of civilians evacuated from Kherson via/to Odesa - December 2022 ([link](#))

UNHCR - Operational Monthly Update - November 2022 ([link](#))

CVA

UNICEF is working with the Ministry of Social Policy to provide a total of US\$102 million of additional cash assistance to 123,000 vulnerable families in Ukraine - December 2022 ([link](#))

UNHCR Ukraine cash assistance factsheet - November 2022 ([link](#)) - **Delivery Updates- December 2022** ([link](#))

US \$206 million disbursed so far to assist IDPs and other conflict affected people - Overall target: 1,080,000 people by end of 2022 - Reached so far: **858,654**; 280,841 with winter cash assistance

CVA Gaps : There is a need to assess further market functionality in the areas of Khersonska oblast retaken by the Government of Ukraine to determine if multipurpose cash is the most feasible response option. The Cash Working Group has started mobilizing partners to conduct this exercise.

Blockchain

IRC - Stellar Blockchain Technology Powers International Rescue Committee's Cash-Based Humanitarian Assistance for Conflict Affected People in Ukraine - December 2022 ([link](#)) - Stellar Aid Assist enhances the IRC's existing cash assistance efforts by leveraging a digital dollar backed by fully reserved assets — in this instance, the USD Coin (USDC) issued by [Circle Internet Financial](#) — and distributes them almost instantly to a digital wallet on a client's smartphone — in this instance, [Vibrant](#)

UNHCR launches pilot Cash-Based Intervention Using Blockchain Technology for Humanitarian Payments to People Displaced and Impacted by the War in Ukraine - December 2022 ([link](#))

When recipients choose to convert to cash, whether it is dollars, euros, or local currency, they can withdraw their funds at any global MoneyGram location, including over 4,500 MoneyGram locations in Ukraine. The program is being piloted in Kyiv, Lviv, and Vinnytsia and will expand to other towns and cities in Ukraine.

KEY FIGURES

5M people assisted by MPCA as of 12/12/2022 ([link](#)) (1,92M in OCHA dashboard ([link](#)))

\$930M amount disbursed in MPCA as of 16/11/2022 ([link](#))

CVA RECOMMENDATIONS

74USD - 2200UAH per person per month / Shelter top-ups of 130USD per HH

KEY CONTACTS

CWG:

Nataliya Chervinska:

nataliya.chervinska@acted.org

Paul de Carvalho-Pointillart

pointillart@un.org

Protection cluster:

Coordinator: Claudia Nicoletti: nicoletc@unhcr.org

CP AoR : Ranjini Paskarasingam - rpaskarasingam@unicef.org

GBV : Ekaterine Kristesashvili - kristesashvili@unfpa.org

Mine Action: Guy Rhodes - guy.rhodes@undp.org

Key updates continued - Ukraine

→ GBV REFERRAL PATHWAYS - UKRAINE

Protection

Ukraine: Results of Protection Cluster Monitoring Tool - December 2022 ([link](#)) - See also dashboard ([link](#)) - From 4296 submissions

- The main reasons preventing people from leaving their areas of origin include: (1) lack of financial resources; (2) unwillingness to leave their families behind; (3) insufficient level of safety for leaving; (4) health issues or disability

- The main reasons motivating people to return to their areas of origin are: (1) reunification with the family, (2) lack of financial resources to cover basic needs, (3) lack of access to affordable accommodation, (4) lack of access to livelihoods and jobs/ fear of losing previous jobs in the place of origin,

- The most frequently reported protection risks are (1) exposure to shelling and armed violence; (2) family separation; (3) restrictions on freedom of movement; (4) separation of children

Protection: Gaps in response

Displaced men are more reluctant to register for assistance due to fear of conscription and stigma. Evacuation registration is affected by the lack of connectivity and damaged Internet, as well as electricity shortages which prevent people from having their phones charged regularly. Lack of resources and information on safe routes and transportation for relocation is an obstacle to safe evacuation from Kherson and oblast. There is a lack of specialized staff to identify and support vulnerable people, particularly in Kherson, where there are currently no State Social Protection workers

MHPSS

WHO – Ukrainian Prioritized Multisectoral Mental Health and Psychosocial Support Actions During and After the War: Operational Roadmap - December 2022 ([link](#))

As well as information on the context in Ukraine, the Roadmap includes: A list of evidence-based MHPSS interventions and services contextualized and introduced in Ukraine in recent years and a set of multisectoral actions to scale up MHPSS services in both the short and longer terms, informed by available evidence, international technical guidance and expert consensus.

WHO - Scaling-up mental health and psychosocial services in war-affected regions: best practices from Ukraine - December 2022 ([link](#))

MINE ACTION

UNDP - Ukraine: Mine Action - 5W Situation Report - December 2022 ([link](#)) - 11 mine action active implementing partners, 3,532,426 beneficiaries reached, 4,546 mine action activities

ICRC – Russia-Ukraine international armed conflict: Under snow and ice, landmines and unexploded ordnances pose deadly danger to civilians - Press release - December 2022 ([link](#))

OCHA SITREP - December 2022 ([link](#)) - Mines and other explosive ordnance risks Incidents involving mine accidents are increasingly being reported across the areas of Kharkivska, Khersonska and Mykolaivska oblasts. At least 15 incidents were reported in Khersonska and Mykolaivska oblasts since the middle of November, killing 8 people and injuring another 16. Almost all of the areas retaken by Ukraine in Khersonska oblast are considered at extremely high risk of contamination by explosives, according to oblast authorities. De-mining is crucial to allow agricultural activities to resume.

[New assessments and useful guidance - all previous assessments listed on the factsheets are available on the GPC website \(link\) and OCHA - Assessment mapping \(link\)](#)

National level assessments

IOM - Ukraine Returns Report #3- December 2022 ([link](#))- See graphs page 6 and 7 of this factsheet for information relevant to cash and protection

IOM Ukraine Internal Displacement Report: General Population Survey - Round 11 (25 November - 5 December 2022) - December 2022 ([link](#))

Key updates continued - Ukraine

REACH - Ukraine Arrival and Transit Monitoring - December 2022 ([link](#))

Between 20 October and 3 November 2022, 1,667 IDP interviews that have recently arrived and transited through eight settlements across Ukraine

- Security concerns remained one of the primary push factors for households leaving their areas of origin.

Amnesty - "I Used To Have A Home": Older People's Experience of War, Displacement, And Access To Housing in Ukraine - December 2022 ([link](#))

226 people interviewed for this report. Older people in Ukraine have been disproportionately impacted by death and injury during Russia's invasion and are unable to access housing on an equal basis with others after being displaced, Amnesty International said in a new report today.

Data Friendly Space – Ukrainian crisis, Situational analysis – December 2022 ([link](#))

Covering conflict, displacement, humanitarian access and humanitarian conditions in all sectors

REACH - Research Methodology Note: REACH Collective Site Monitoring - November 2022 - ([link](#))

The Master List (ML) currently includes 7,234 collective sites, of which approximately 3,500 are actively hosting IDPs. The total population living in collective sites that are on the ML is around 99,000, as of 30 September 2022.

REACH - Ukraine: Collective Site Monitoring (CSM) - Round 4: November 2022 ([link](#))

Ukraine Situation : Protection Working Group - The Implementation of the Temporary Protection Directive - Six Months On – November 2022 ([link](#))

CVA

FAO - Impact of the war on agriculture and rural livelihoods in Ukraine - Findings of a nation-wide rural household survey - December 2022 ([link](#))

Target sample of 5 230 rural households in 22 oblasts (with the exception of the occupied oblasts of Luhanska and Khersonska)

- One in every four respondents had reduced or stopped agricultural production due to the war
- Over half of the rural households reported a decrease in income from across the country, compared with the same period last year.
- **More than half of the rural households interviewed reported to have spent over 50% of their total expenditure on food** between June and September 2022. In the frontline oblasts, almost one in five respondents (18 percent) declared to have spent over 75 percent of their total household expenditure on food.
- On average at national level, around **57% of the households interviewed have adopted negative coping mechanisms** by spending savings and borrowing money, selling productive assets, reducing expenses on healthcare, or decreasing expenditure on fertilizer, pesticide, animal feed and veterinary care.

Sub-national / Area-based assessments

REACH -Briefing Note: Humanitarian situation in newly accessible areas in Khersonska oblast - December 2022 ([link](#))

- The need for medicine and food was a top priority in most of the assessed settlements.
- Financial resources was the third most priority reported need by 41% of respondents
- **How to get money/ financial support was the most reported information need on humanitarian assistance** (82%)
- The following safety concerns were particularly reported in the settlements west of the river: Threat of missile attack (85%, n=33/39), Exposure to armed violence/shelling (85%, n=33/39), Looting of private property (85%, n=33/39)

Non Violent Peaceforce - Kherson Rapid Assessment: Civilian protection needs & responses - November 2022 ([link](#))

REACH - Briefing note: Basic service provision for women and children in Kharkiv city - November 2022 ([link](#))

PAX - Risks and impacts from attacks on energy infrastructure in Ukraine - Environment and Conflict Alert Ukraine - December 2022 ([link](#))

Key updates continued - Ukraine

Regional assessments

IOM Regional Ukraine Response Situation Report - November 2022 ([link](#))

World Vision - Out in the Cold: Winter-related challenges for displaced female-headed households from or within Ukraine, Syria and Afghanistan – A comparative analysis of three large displacement crises - December 2022 ([link](#))



Key figures: displacement intentions

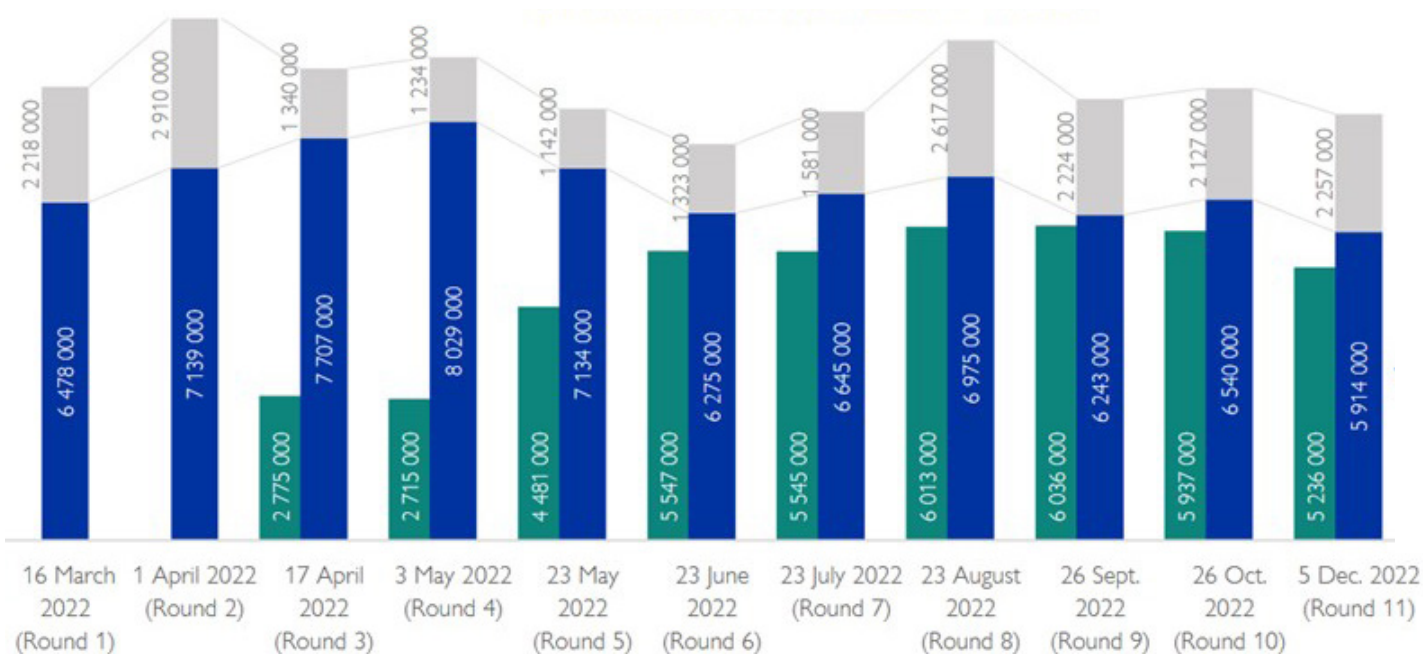
Internally displaced persons, returnees and actively considering leaving¹

29%

of all (IDPs and non-IDPs) who consider relocation reported economic reasons/ Ability to earn income to do so (and 48% of non-displaced Ukrainian)

74%

of IDP plan to return, and 12% plan to integrate



5,9M

Est. IDPs in Ukraine

2,2M

Actively **consider leaving** their place of habitual residence due to war (non-displaced population only)

5,2M

Est. returnees in Ukraine

→ IOM - GENERAL POPULATION SURVEY #11

1. IOM - Ukraine Internal Displacement Report: General Population Survey - Round 11 – December 2022 ([link](#))


Key figures: CVA and Top needs



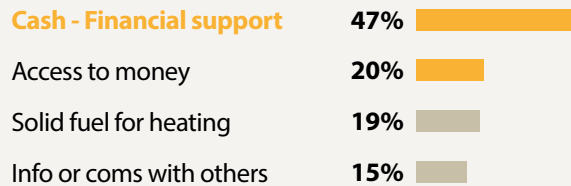
Reported needs in Ukraine, according to Affected populations¹

Most commonly reported pressing needs

IDPs



Non IDPs

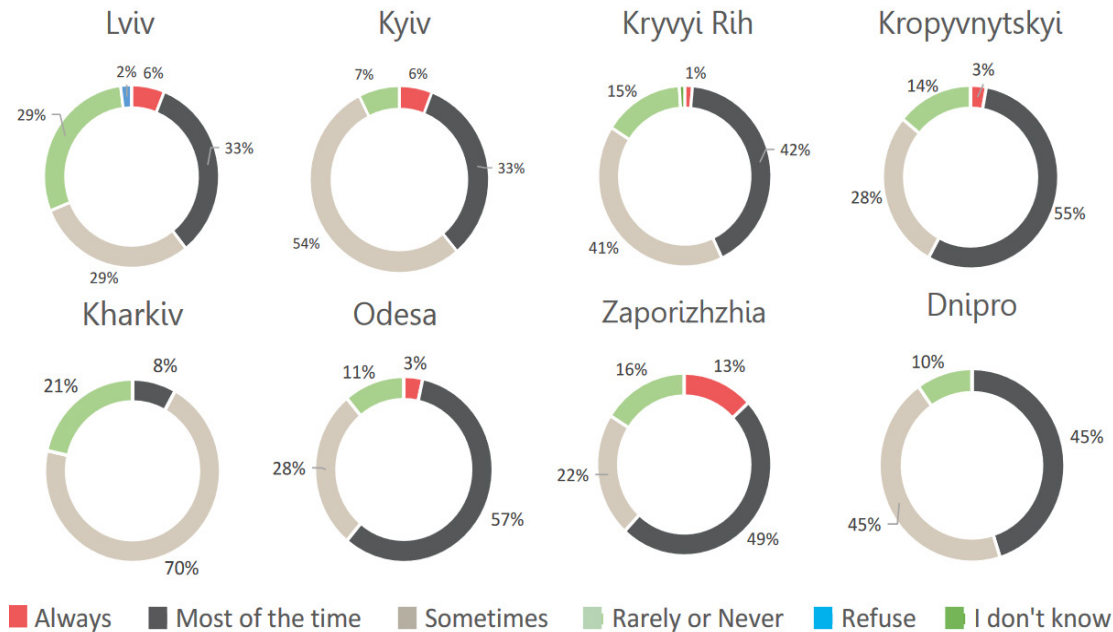


Returnees

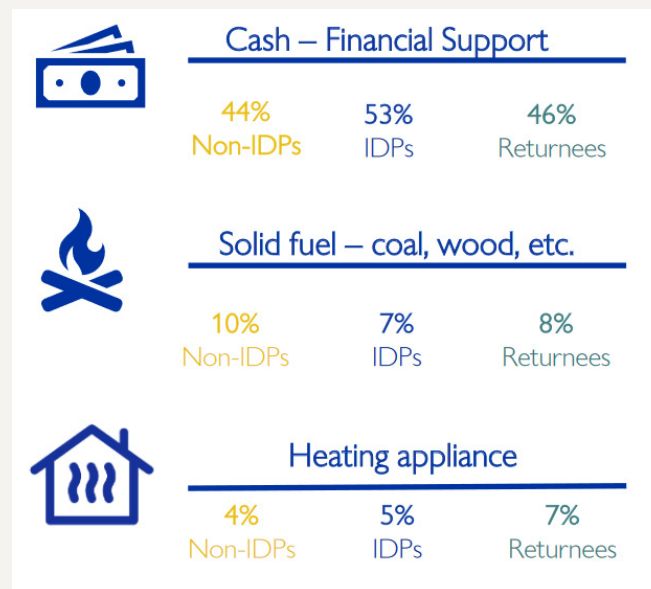


Cash, medicine and health services continue to be among the most pressing needs identified among all respondents.

HHs reported ability to meet their everyday needs by location²



Most commonly reported most pressing need



16% of all households in Ukraine have **completely exhausted their savings**

Most commonly reported coping strategies by IDP respondents



1. IOM - Ukraine Internal Displacement Report: General Population Survey - Round 11 – December 2022 ([link](#))
 2. REACH - Ukraine Arrival and Transit Monitoring - December 2022 ([link](#))

Key updates relevant to CVA & protection in Poland

Funding environment

UNHCR Poland Operational Update - December 2022 ([link](#))¹

Ukraine Emergency - UNHCR Poland Factsheet - December 2022 ([link](#))

Coordination

Poland: Podkarpackie Coordination Group (PCG) Presentation – Protection updates - December 2022 ([link](#))

- Child Protection Referral Pathway - for validation

Main Observations

- Increase in the number of internally displaced Ukrainians in border region.
- Insufficient knowledge on needs in coming months by Polish Mayors.
- Insufficient financial resources in the budget of local Polish government for providing adequate humanitarian aid (due in part to tightening economic environment).
- Exhaustion of social energy and loss of interest in ongoing conflict.
- Lack of heating equipment and power generators (in Ukraine/outages)

UNHCR - Interactive dashboard Basic needs and Multipurpose cash transfers ([link](#))

Protection

UNHCR – Recommendations on the application of the Temporary Protection Directive in Poland; key advocacy messages - December 2022 ([link](#))

New assessments and useful guidance:

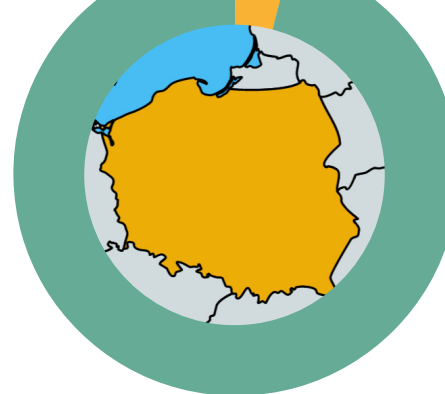
WHO, Statistical Office of Poland, Ukrainian Refugees in Poland Survey 2022. Preliminary findings - December 2022 ([link](#))
MSNA with a focus on health

REACH, UNHCR - Poland: Multi-Sectoral Needs Assessment 2022 Refugees from Ukraine- December 2022 ([link](#))

See next page for the main findings relevant to Cash and Protection.

REACH, UNHCR - Refugees from Ukraine in Poland: Profiling Update - October 2022 ([link](#))

See next page for the main findings relevant to Cash and Protection.



96% Funded (of \$211M)¹

KEY FIGURES

90M\$ in CVA to assist refugees from Ukraine ([link](#))

291m Ukrainian refugees enrolled for CVA ([link](#))

CVA RECOMMENDATIONS

150USD - 700PLN/ for the 1st person per month + **600PLN** per HH member, to a max. of 2.500PLN per HH. ([link](#))

KEY CONTACTS

CWG:

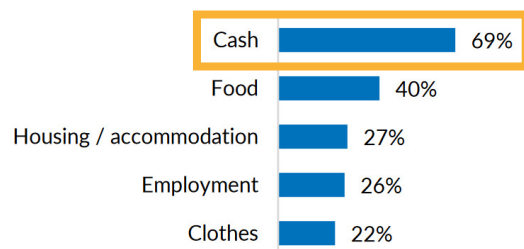
UNHCR - Rashid Khasanov khasanov@unhcr.org
PAH, Co-Chair, Barrie Hebb barrie.hebb@pah.org.pl

Protection cluster:

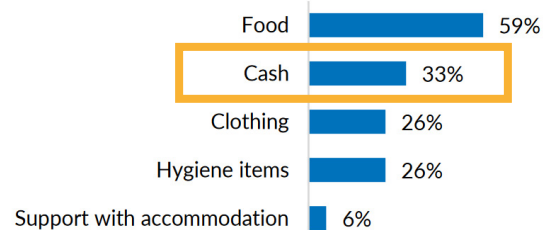
UNHCR Lorena Isla Rodriguez isla@unhcr.org
CP - UNHCR, Co-Coordinator, Alexander Waxman waxmana@unhcr.org
GBV Mays Zatari zatari@unhcr.org
TCNs - IOM - Natalie Paynenpayne paynenpayne@iom.int

Key assessment figures for Ukrainian Refugees in Poland

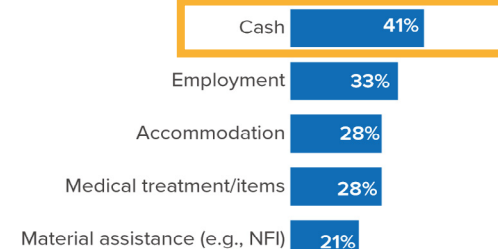
Top five priority needs



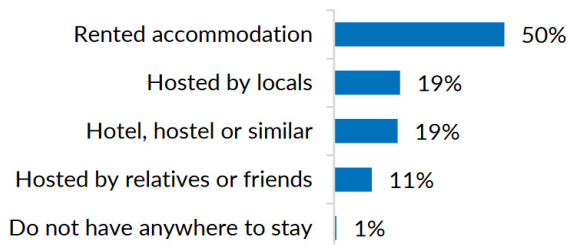
Top five types of aid received



Most frequently reported basic needs



Top 5 current accommodation types

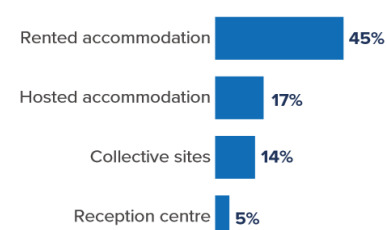


1,788 PLN Average monthly rent

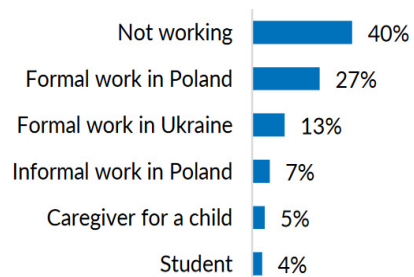
88% Of ukrainian refugees intend to remain in their present location

37% Of ukrainian refugees reported no humanitarian needs

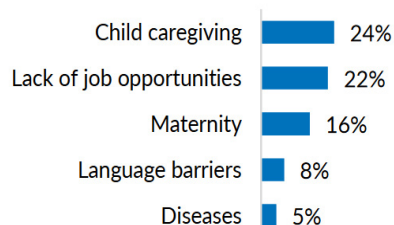
Top current/ planned accommodation types



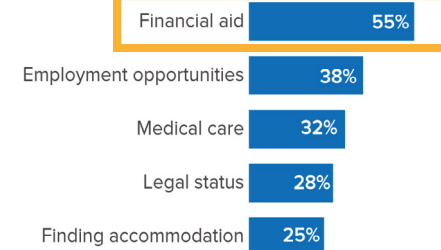
Current occupation



Top 5 reasons of unemployment



Top 5 reported information needs



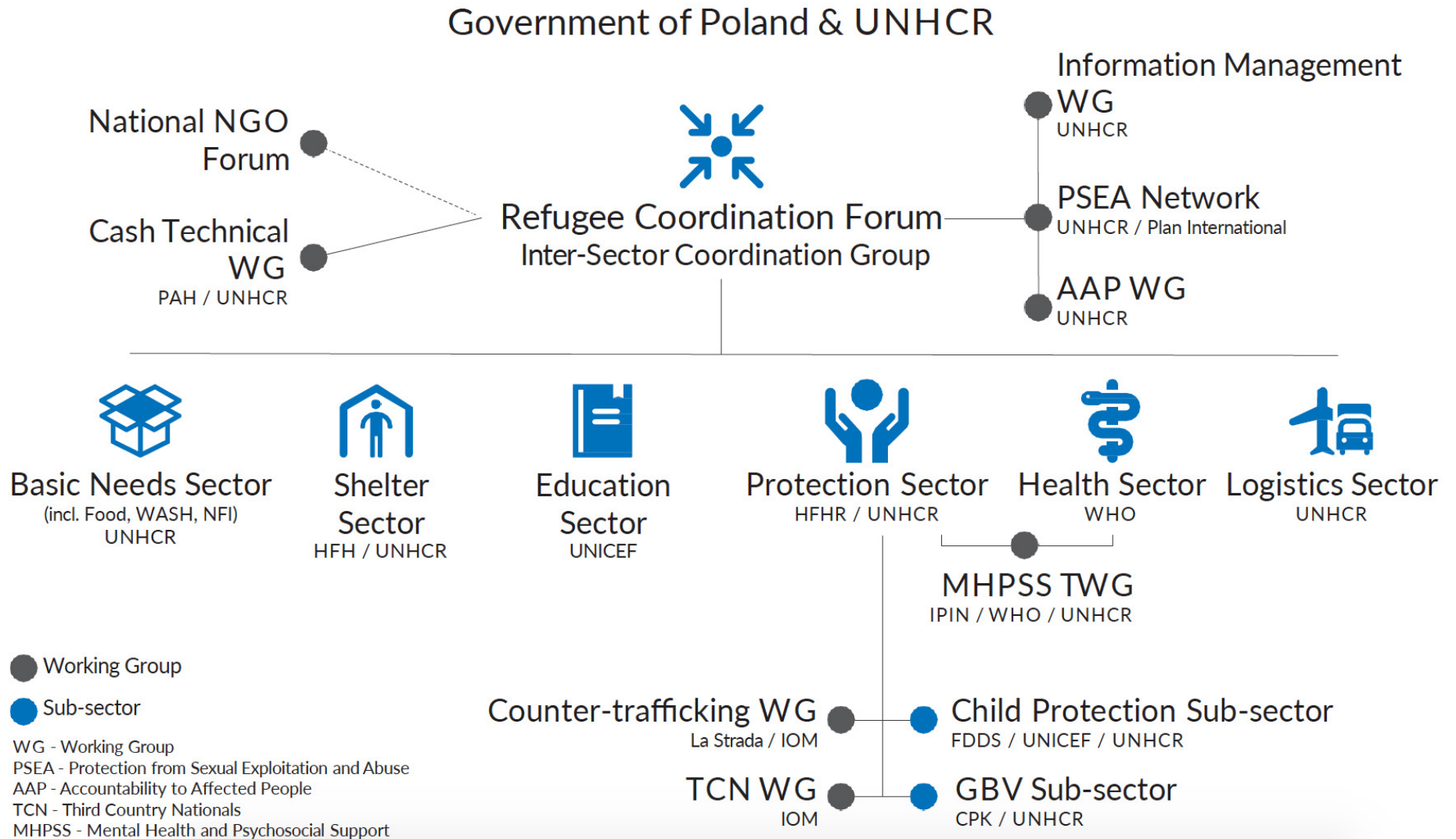
REACH, UNHCR - Poland: Multi-Sectoral Needs Assessment 2022 Refugees from Ukraine- December 2022 ([link](#))

This exercise provides a comprehensive and country-wide picture. 1,252 refugee households from Ukraine (1,147 refugees outside of collective centers and 105 in collective centres) were interviewed in person.

REACH, UNHCR - Refugees from Ukraine in Poland: Profiling Update - October 2022 ([link](#))

This update presents results from 4,410 interviews conducted with refugees currently residing in Poland and includes cumulative responses from 1st to 31st October 2022.

Refugee coordination architecture in Poland (link)



Key updates relevant to CVA & protection in Romania

General updates

UNHCR Romania: Ukraine Refugee Situation Update, Update #27- December 2022 ([link](#))

UNHCR Romania: Ukraine Refugee Situation Update, Update #26- December 2022 ([link](#))

UNHCR - Regional Refugee Response Plan for the Ukraine Situation - Inter-Agency

Operational Update: Romania - November 2022 ([link](#))

CVA - Identified Needs and Remaining Gap:

Seven partners signed the DSA (Data Sharing agreement) but have not managed to upload their assisted/planned data in the de-duplication tool (RAIS) yet. As the deduplication process is dependent on data, the process will start once the data from other organizations is uploaded

Protection - Identified Needs and Remaining Gap:

- In addition to commonly known challenges, refugees reported **difficulties to obtain specialized medical devices and COVID-19 vaccinations** in addition to increasing **problems for children to access online school** due to the frequent blackouts in Ukraine. Some refugees noted it's hard to access Romanian language courses because of the limited number of locations where classes are offered in relation to where refugees are residing while many single parents reaffirmed the ongoing challenge to securing employment because they **do not have alternative options for childcare during the day**.

Accountability to Affected Populations (AAP) / CWC - Identified Needs and Remaining Gap:

Increased attention is needed to address information barriers that may exist for the most vulnerable, like people with disabilities, people with impaired vision, elderly and children

Child protection - Identified Needs and Remaining Gap:

Save the Children initiated its multi-sectoral service mapping with the engagement of local child protection authorities in Bucharest, Galati, Iasi, Suceava and Maramures counties.

- In an exercise conducted by a national network of over 300 social workers coordinated by county coordinators and the National Authority for the Protection of Child Rights and Adoption (NAPCRA), **12,570 children (48.9 per cent girls) have been registered in Primero** and referred to relevant authorities for adequate case management

- There is an ongoing **demand for more MHPSS group and individual activities**. As most Ukrainian children only participate in online classes, they lack structured spaces where they could come together in a supportive and encouraging environment. Linguistic barriers continue to exist, both for capacity building and group activities (especially MHPSS), despite efforts being made by several partners to teach Romanian to Ukrainian refugees.

- There is a **limited availability of services for refugee children with disabilities** and costs associated to these specialized services remains a barrier. For children with special education needs, online schooling represents another barrier in identifying cases and responding with adequate support

GBV - Identified Needs and Remaining Gap:

- An analysis of the national legal framework revealed that it only mentions domestic violence and does not cover all forms of GBV. A similar gap is observed in the Romanian education system, where education on gender issues and GBV is not emphasized.



84% Funded (of \$147,4M)¹

KEY FIGURES

104,226 refugees currently in Romania - up from 89,025 last month ([link](#))

43,129 refugees have benefitted from CVA - up from 29,783 last month ([link](#))

CVA RECOMMENDATIONS

120USD per person per month (568RON)

KEY CONTACTS

Protection cluster:

UNHCR - Jorunn Brandvol brandvol@unhcr.org

CP sub-cluster - UNICEF - Jean Beriot

Manhes jmanhes@unicef.org

UNHCR - Gedeon Nijimbere nijimbere@unhcr.org

PSEA - Konstantina Loupeidou loupeidou@unhcr.org

CWG

Ahmad Zia Furmolly UNHCR

furmolly@unhcr.org

Andreea Furtuna andreea.furtuna@crucearosie.ro

- GBV prevention and response and gender issues in general are a sensitive topic in Romania and RRP partners are struggling to bring the issues to light.
- Ukrainian refugees are hesitant to report eventual cases of GBV, due to fear of stigma, with awareness on GBV and individual rights remaining low among the refugees, particularly among children not cover all forms of GBV. A similar gap is observed in the Romanian education system, where education on gender issues and GBV is not emphasized.
- GBV prevention and response and gender issues in general are a sensitive topic in Romania and RRP partners are struggling to bring the issues to light.
- Ukrainian refugees are hesitant to report eventual cases of GBV, due to fear of stigma, with awareness on GBV and individual rights remaining low among the refugees, particularly among children





Protection from Sexual Exploitation (PSEA)

- On 21 November, the Eastern Europe Resource and Support Hub (RSH) was launched in a webinar that gathered over 130 participants from Romania (30), Moldova, Poland, Hungary and Ukraine. The event served as an opportunity to raise awareness on the safeguarding situation in the main countries hosting refugees from Ukraine and highlight the necessity for having safeguarding and PSEA measures in place.
- **A “Safeguarding Essentials Package for Eastern Europe” was developed for local CSOs** that comprises 1-2 pages guiding documents on terminology, policies and code of conduct, prevention, reporting and response to safeguarding. The package is available online on the RSH webpage ([link](#)) and will soon be translated into Romanian.

New assessments & guidance

Multi-Sector Needs Assessment Romania - Key preliminary findings, November 2022 ([link](#))

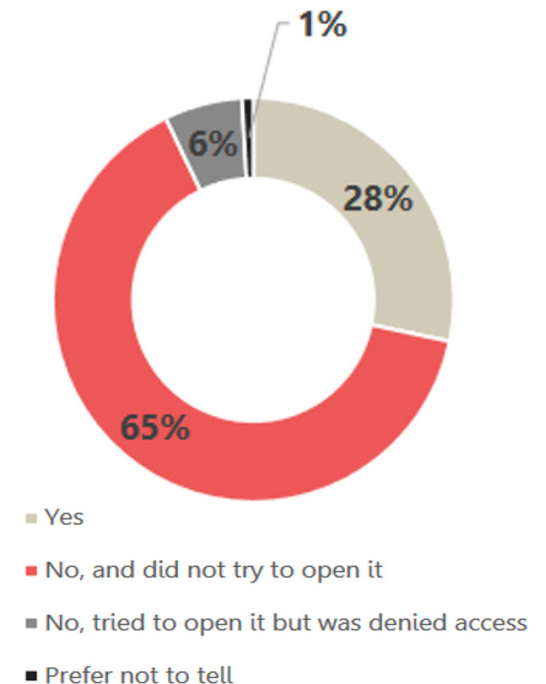
Top 4 main sources of income reported by Ukrainians HHs in Romania

NO income	33%	
Remittances	19%	
Social benefits from Ukraine	16%	
UNHCR Cash assistance	14%	

20%

of households purchased food using savings as a main livelihood coping strategy in the last 30 days prior to data collection

Ukrainian refugees households with a bank account in Romania



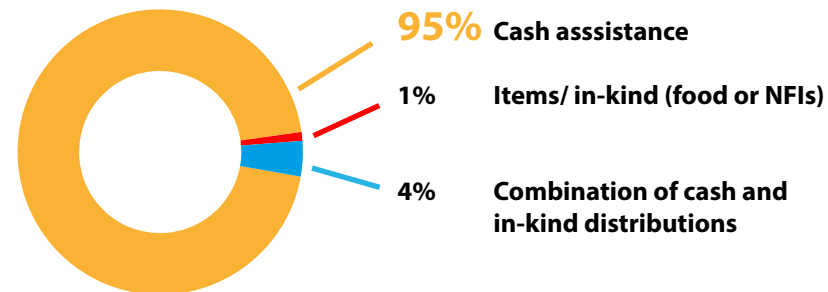
UNHCR - Post-Distribution Monitoring (PDM) of UNHCR's Cash Assistance in Romania- December 2022 ([link](#))

Overall, results indicate that cash assistance is well adapted to the context, easy to spend in the local markets and supermarkets and that receiving or spending the assistance did not pose any threat or challenges to beneficiaries. It allowed them to cover a major part of their basic needs and had a significant impact on their situation.

- Cash assistance was most frequently reported to be used to cover for basic needs, such as **food (92%)**, clothes/ shoes (31%), hygiene items (23%) and health expenses (22%).
- A vast majority of households (95%) reported that they were able to find the items and/or services that they needed in the markets and/or shop
- Refugees reported that the cash helped significantly with their needs, with **91% of households meeting half or more of their basic needs** at the time of data collection

Proportion of households by reported preferred modality for future cash assistance:

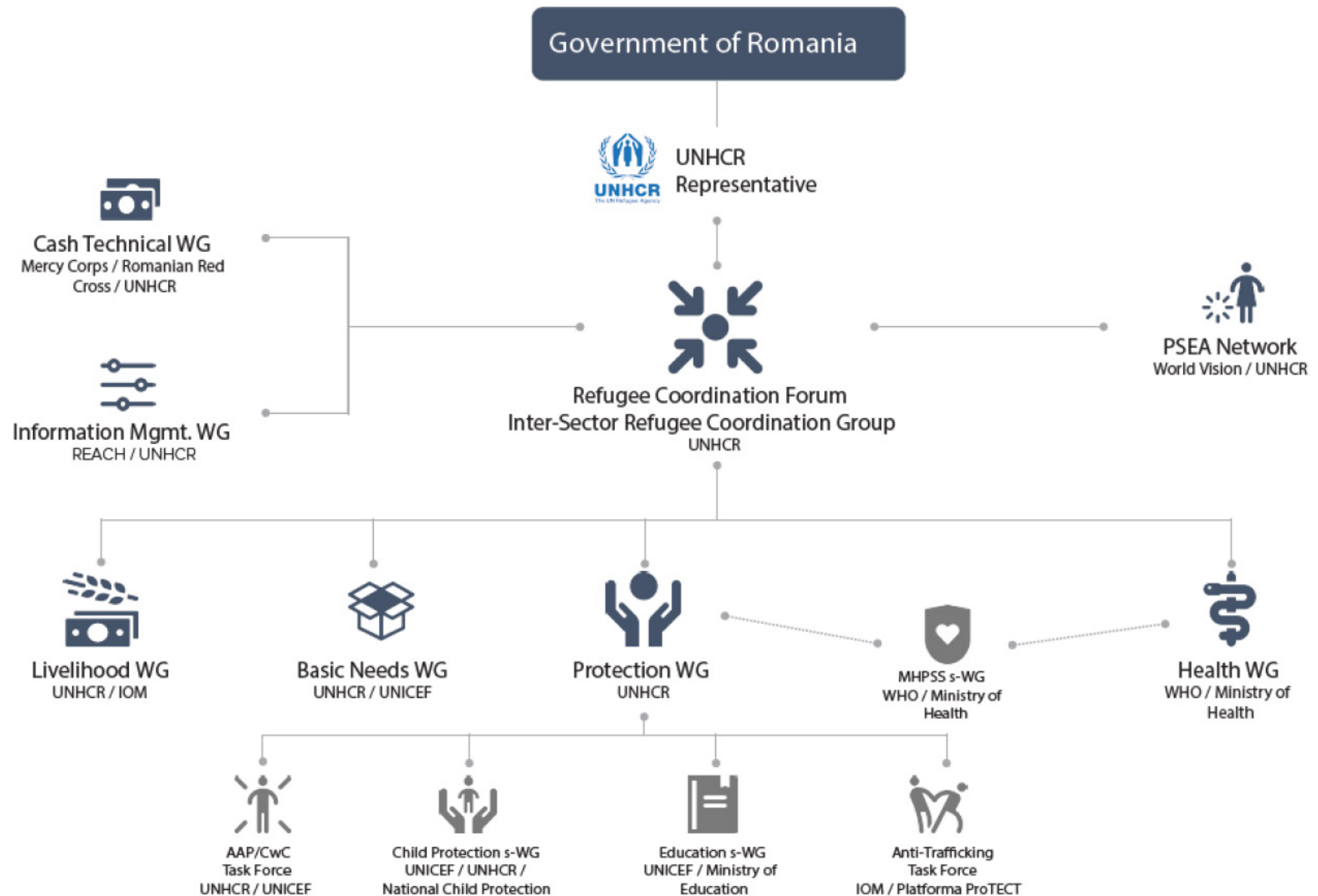
71% **71% of HHs reported they spent all the cash assistance at the time of data collection**, while less than one quarter (13%) had spent more than half of the cash assistance.



UNHCR Romania: Situation Overview in Constanta, Area-Based Assessment (As of July-August 2022) - December 2022 ([link](#))

- Most frequently requested types of information by refugee respondents: How to access financial support 62% services: need and access of refugee HH
- Top reported need: financial assistance 66%

Refugee coordination structure in Romania (link)



Key updates relevant to CVA & protection in Moldova



81% Funded (of \$43,8M)¹

General / operational updates

UNHCR – Moldova operations update – November 2022 ([link](#))

OCHA - 5W live dashboard ([link](#))

CVA :

UNHCR Cash Assistance to refugees for Winterization, Refugee Coordination Forum - December 2022 ([link](#))

25,321 HH received winter cash support in November. Mechanism of transfer: Monthly top-up payments for HHs.

Identified Winter Needs - PDM and Rapid Winterization Assessment (preliminary findings)

- Cash assistance is most frequently reported to be used to cover basic needs, such as **food** (as reported by 86% of the households), **health expenses** (67%), **clothes/shoes** (29%), utilities and bills (18%), and rent (16%), hygienic items (11%)
- Winter-related needs: refugees reported most frequently that the need for winter clothes is the preferred modality of assistance for refugees followed by winter sleeping items.
- Needs remain high: as savings are depleting, prices are rising (likely as a result of soaring inflation rates), and more cash is being spent on health costs, **the cash assistance is being spent quicker and saved less.**
- Winter season brings additional challenges to refugees to meet their basic needs to participate in the daily life of the communities where they live

WFP Moldova: Shock Responsive Social Protection - Cash assistance to vulnerable Moldovans – November 2022 ([link](#))

GBV

UNFPA, UNHCR - Ukraine Situation -Moldova: GBV Sub-Working Group - Legal Framework Analysis for Mandatory Reporting on Gender-Based Violence in Moldova - December 2022 ([link](#))

The Technical Guidance Document aims at supporting GBV and other humanitarian actors to coordinate and implement safe and accessible GBV response, risk mitigation and prevention interventions, in the framework of the response to refugees from Ukraine in Moldova.

UNHCR - Ukraine Situation: Moldova: Accountability to Affected Population Task Force Meeting Minutes – November 2022 ([link](#))

Roma Community

Internews, IRC - Understanding the information ecosystem: Roma refugees in Moldova - September 2022 ([link](#))

KEY FIGURES

102m indiv. received cash assistance in Moldova ([link](#))

50M\$ distributed MPCA as of Dec. 2022 ([link](#))

CVA RECOMMENDATIONS

USD120 (2200 MDL)
Montly cash grant per person (UNHCR cash update)

KEY CONTACTS

CWG:

Yigit Anil Gurer gurer@unhcr.org

Protection cluster:

UNHCR **Andrew Painter** - painter@unhcr.org

Carolina Cazaciuc - carolina.cazaciuc@ombudsman.md

CP UNICEF Traian Turcanu - tturcanu@unicef.org

UNHCR **Eda Onde** - ondeg@unhcr.org

GBV UNHCR Valentina Duque - duquev@unhcr.org

Key updates relevant to CVA & protection in Moldova

Assessments

Republic of Moldova, Displacement Surveys, Third Country Nationals - Displacement patterns, needs and intentions surveys - December 2022 ([link](#))

The findings presented are based on 1,191 interviews with refugees from Ukraine and TCNs, entering the country, of which 396 were conducted in Otaci BCP (North-East), 394 in Palanca BCP (South-East), 241 in Leuseni BCP (West) and 160 in Giurgiulesti BCP (South)., between 7 October - 9 November 2022

- Among those who intended to stay in the Republic of Moldova, who comprised more than a third of respondents (38%), **financial support was reported as the greatest need**, accounting for 40 per cent of the total. Following financial support, health services and medicines (28% each) were reported as important needs as well.
- **38% intend to stay in the Republic of Moldova**
- 14 % travelling with persons with serious health condition
- 57% travelling with at least one child in the group

IOM - Ukraine Response 2022 - Moldova: Surveys with Ukrainian Refugees and Third-Country Nationals - October 2022 ([link](#))

REACH - Area-Based Assessment (ABA): Chisinau and Stefan Voda: Preliminary Findings - Moldova, September 2022 ([link](#))

- Half of surveyed refugee HH respondents (52%) reportedly did not have and **did not foresee having sufficient funds to purchase fuel/pay for heating** for the winter season, as did a quarter of host population HH respondents (24%)
- **The main reported sources of HH income were savings** (52% of HH), NGO/agencies cash support (40%) and government cash support (27%).* Only 19% Ukrainian adult HH members were reported to be employed (16% of females, 26% of males).
- The most commonly mentioned employment sectors were informal labour, retail/wholesale trade, hospitality, and construction.

Gvt of Moldova, UNHCR - Moldova Refugee Accommodation Centre (RAC) Weekly Needs Monitoring, Update - November 2022 ([link](#))

Refugee coordination architecture in Moldova (link)

→ GBV REFERRAL PATHWAYS - MOLDOVA



Government of Moldova
Joint Crisis Management
Center



UNHCR Representative
Francesca Bonelli



Refugee Coordination Forum
Inter-Sector Coordination Group
UNHCR

Sector Working Groups

Protection



CP GBV

Co-Leads
Ombudsman Office
UNHCR

Logistic & Supply

Lead
UNHCR

MHPSS
Technical Resource
Group
(WHO | MENSANA)

Health and Nutrition

Co-Leads
Ministry of Health
WHO

Education

Co-Leads
Ministry of Education
UNICEF
UNHCR

Livelihoods and Inclusion

Co-Leads
State Chancellor
UNDP

Accommodation and Transport



WASH FOOD SECURITY

Co-Leads
Ministry of Labor and Social
Protection
UNHCR
ACTED

Cross-Sector Working Groups

Cash

Co-Leads
Ministry of Labor and Social
Protection
UNHCR

Information Management

Co-Leads
UNHCR
REACH

Local Coordination Structures
Local Authorities | NGOs | UNHCR
Palanca - Otaci - UTA Gagauzia- Cahul
Balti-Ungheni

Cross-Sector Task Forces



Gender
Co-Leads
Platform for
Gender
Equality
UN Women



AAP
Co-Leads
UNHCR



PSEA
Network
Co-Leads
UNHCR
Plan
International

Key updates relevant to CVA & protection in **Bulgaria**

Funding environment

UNHCR – 2022 funding update ([link](#))¹ UNHCR's financial requirements 2022 - \$19,9 million - 70% funded.



KEY FIGURES

67m refugees remained in Bulgaria([link](#))

25,000 refugees targeted for CVA ([link](#))

CVA RECOMMENDATIONS

No data available

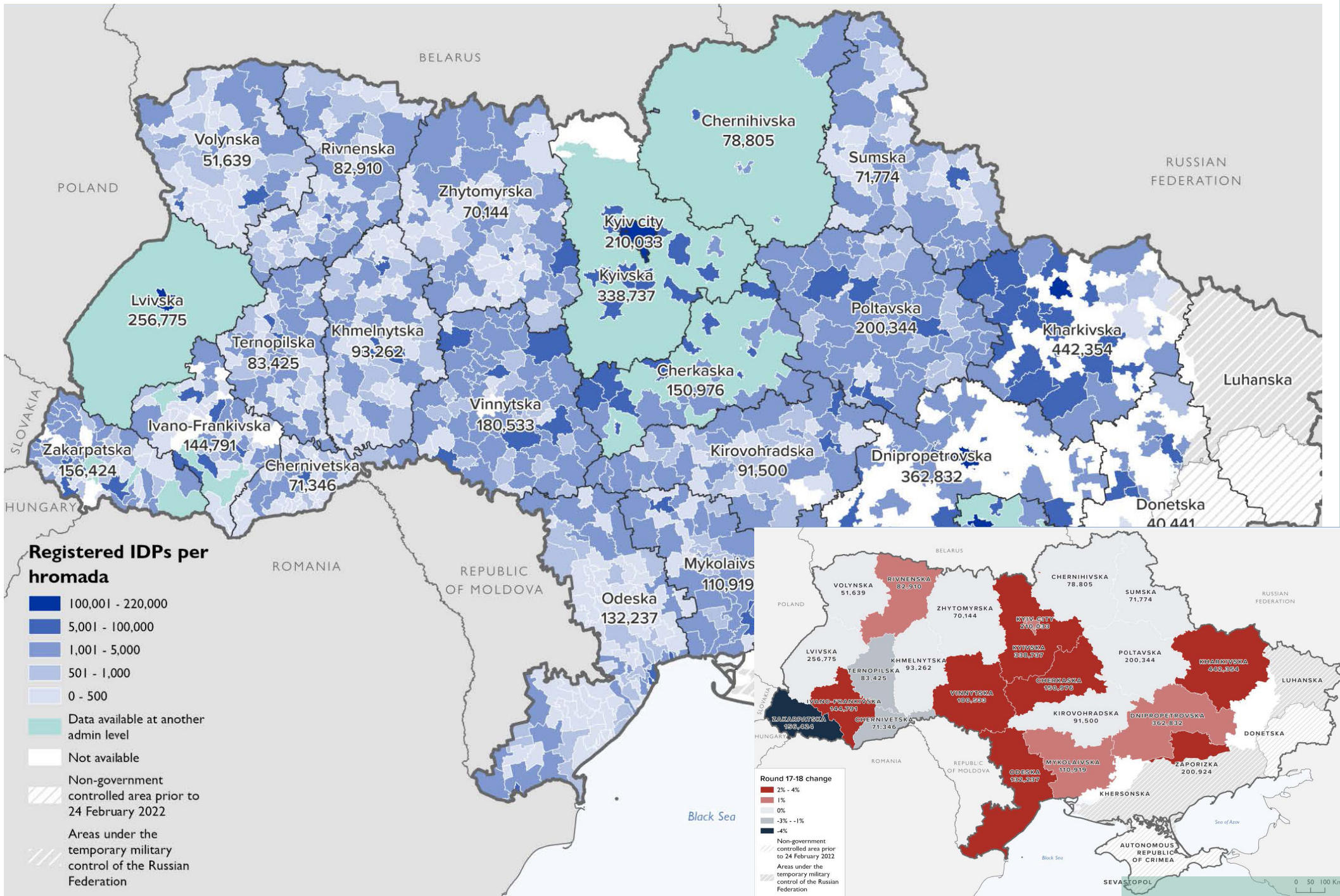
KEY CONTACTS

Protection cluster:

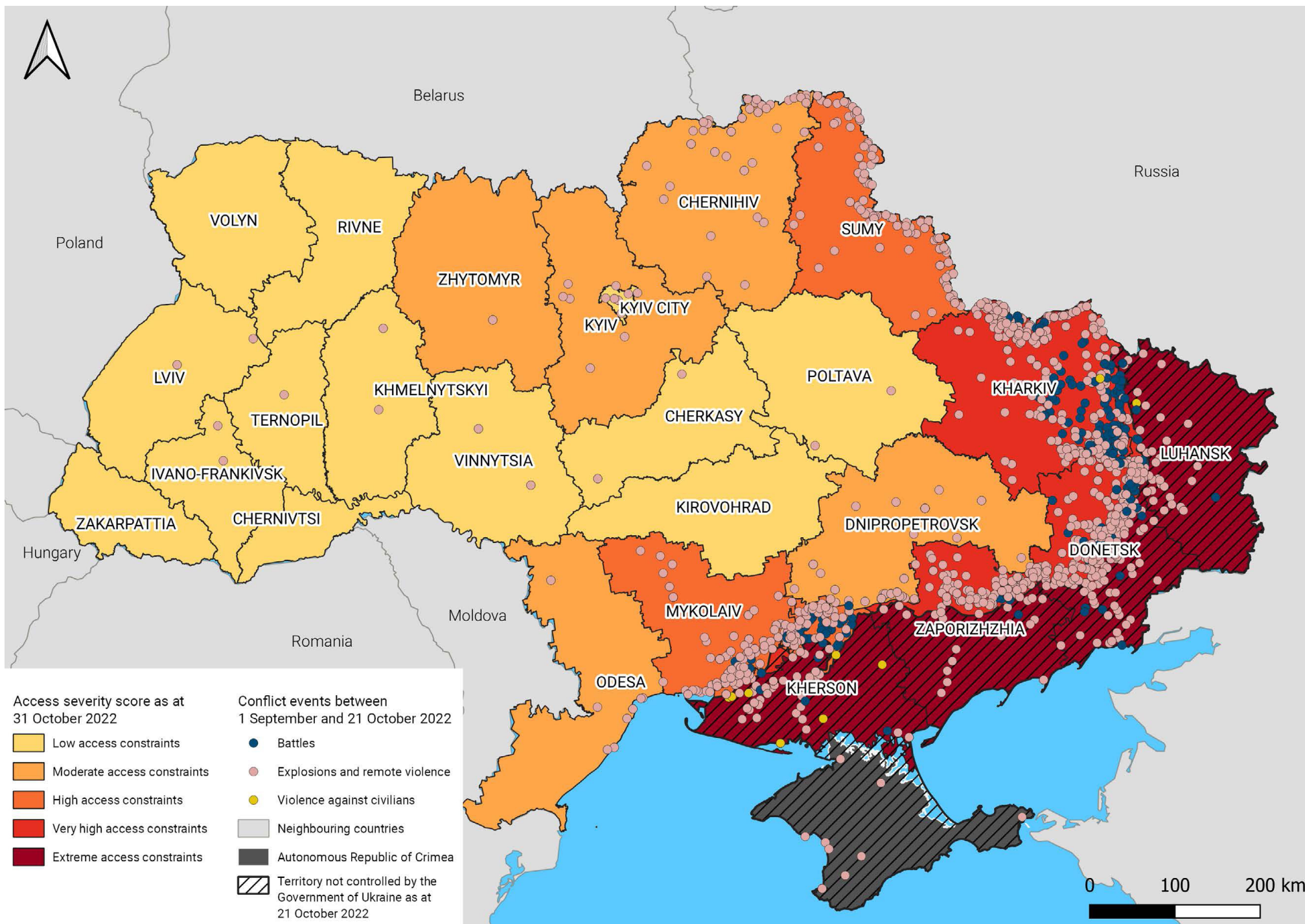
No data available

Annexes - relevant maps for the Ukraine response

Internal displacement figures recorded at Oblast and Raion level, as of 11/12/2022, and % change since previous round (bottom right map) - IOM (link)



Humanitarian access severity in Ukraine - October 2022 - ACAPS (link)



Cold Spot Risk Assessment Winter 2022/23 as Cold spot Risk Index per Raion - REACH (link)

