

Purpose of this factsheet:

This Factsheet is produced on a monthly basis for Protection and Cash and Voucher Assistance (CVA) specialists who are considering, planning for, or already using CVA integrated into protection programming to support protection outcomes for individuals and households inside and outside of Ukraine. Key findings are paired with "hints" wherever possible based on the current state of information and best practice resources on how CVA for Protection can be applied.

This factsheet aims at addressing Cash for Protection broadly and relies on the key information provided by the Task Team members as well as the relevant clusters, AoRs and working groups. All previous factsheets are available via this [link](#).

HOT TOPICS AND QUESTIONS OF THE MOMENT

- ➔ How to address the needs of most vulnerable households during winter?
- ➔ Closure of community centres - how to ensure a protective shelter and environment for families?
- ➔ What would the implications be of setting more restrictive selection criterias for cash assistance?
- ➔ How to mitigate existing/future protection risks associated with lack of available and affordable shelter options?
- ➔ What type of information on children should and should not be collected at registration stage, considering data protection risks? (Ex: birth certificates)
- ➔ Should the CVA assistance still be limited to three months?
- ➔ How can agencies best support foster families with CVA?
- ➔ How to estimate the value of protection top ups in CVA calculations?
- ➔ How to set up referral mechanisms between CVA and Protection teams that are safe from a data protection perspective?
- ➔ Are the amounts made available to Ukrainian refugees as part of national protection schemes sufficient to meet their basic and protection needs?

Key contacts in the C4PTT

Julia Grasset, Cash and Markets Advisor: Julia.Grasset@savethechildren.org
Lauren Murray, Child Protection Advisor: lauren.murray@savethechildren.org
Antoine Sciôt, MEAL & Data analyst consultant: asciot@gmail.com



Do not hesitate to contact us to send feedbacks, key points of interests that you would like to see included in the next factsheet!

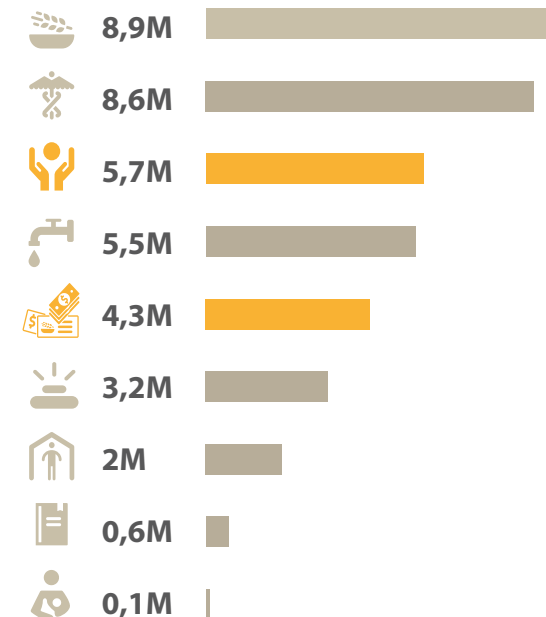
KEY FIGURES

6,24M estimated number of Ukrainian IDPs ([link](#))

7,68M refugees fleeing Ukraine, 50% being children ([link](#))

3,94M people have received MPCA assistance ([link](#))

Estimated people reached by clusters as of 10/11/2022 - OCHA ([link](#))



Key links for Cash for Protection in the Ukrainian regional response

Guidance and tools in yellow

PROTECTION MONITORING HIGHLIGHTS

- Interactive dashboard created by UNHCR collecting data on various protection monitoring indicators and risks.

MEAL INDICATORS-CVA & PROTECTION

- C4PTF recommended indicators for programs using CVA combined with Protection activities

UKRAINE CASH WORKING GROUP PAGE

- Landing page of CWG with all relevant documents, updates, factsheet, toolbox

MPCA MEAL TOOLKIT

- includes tools and KoBo survey templates for monitoring and evaluating MPC programs.

CALP MPC OUTCOME GUIDANE

- Core set of indicators that can serve as a short menu from which donors and implementers can choose

GLOBAL CASH 4 PROTECTION WEBSITE

- Cash for protection resource library

RESOURCES FOR UKRAINE RESPONSE

- All assessments, useful tipsheets and guidance listed in the previous factsheets

SAVE THE CHILDREN CVA AND CP TOOLKIT

- Toolkit for Monitoring and Evaluating Child Protection When Using Cash and Voucher Assistance

UKRAINE 3W OPERATIONAL PRESENCE

- Live 3W from OCHA for NGO and INGOS operating in Ukraine

GBV MONITORING TOOLKIT

- Instructs cash practitioners to adapt CBI monitoring systems to reflect protection risks

CVA & GBV COMPENDIUM: A TOOLKIT

- Guidelines for Integrating Gender-Based Violence Interventions in Humanitarian Action

TRICLUSTER DASHBOARD

- CCCM, Protection, Shelter dashboard on Ukraine communal settings for IDPs

USING CVA TO PROTECT CHILDREN

- Live document: key consideration when using CVA to achieve CP outcomes

GBV CONSIDERATION IN UKRAINE

- Consideration for Women and Girls when using cash in ukraine and the Regional Refugee Response (UNFPA)

UKRAINE CVA DASHBOARD

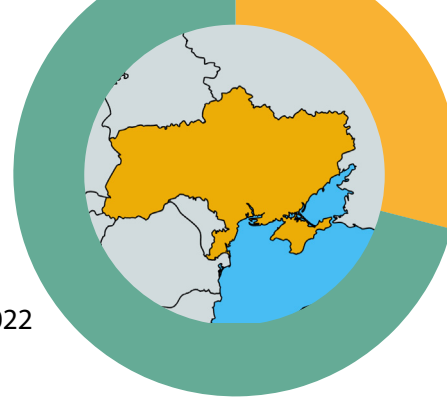
- Live dashboard with # of people assisted, # of partners and type, # of activities and coverage

STC CP & CVA MEAL TOOLKIT

- To assess, address and monitor Direct and indirect impact on CP concern, and CP benefits of CVA.

- **HUMANITARIAN CONTACT LIST - UKRAINE**

Key updates relevant to CVA & protection in Ukraine



72% Funded (of \$4.29bn)¹

KEY FIGURES

4,3M people assisted by MPCA as of 16/11/2022 ([link](#))
(1,92M in OCHA dashboard ([link](#)))

\$930M amount disbursed in MPCA as of 16/11/2022 ([link](#))

CVA

RECOMMENDATIONS

74USD - 2200UAH

per person per month / Shelter top-ups of 130USD per HH

KEY CONTACTS

CWG:

Natalya Chervinska:

nataliya.chervinska@acted.org

Paul de Carvalho-Pointillart

pointillart@un.org

Protection cluster:

Coordinator: Claudia Nicoletti: nicoletc@unhcr.org

CP AoR : Ranjini Paskarasingam -
rpaskarasingam@unicef.org

GBV - Ekaterine Kristesashvili: kristesashvili@unfpa.org

Funding environment

Ukraine response is 72% funded with \$1,2Bn USD unmet, and \$bn4,29M required.

OCHA Flash appeal Funding snapshot - November 2022 ([link](#))¹

OCHA -Ukraine Humanitarian Fund: 2022 Allocations Dashboard – November 2022

([link](#))

Almost **41%** of the funding has come from the United States (\$1.25 billion) ([link](#))

World Bank Disburses Additional \$500 Million, the Latest Tranche of \$11.4 Billion Provided to Ukraine – October 2022

([link](#))

Response general updates

OCHA - 5W Operational Presence As of 10 November 2022 ([link](#))

OCHA - Escalation of attacks across the country, Flash Update No.6 (Nov 2022) ([link](#))

USAID - Complex Emergency Fact Sheet #2, Fiscal Year (FY) 2023 – November 2022 ([link](#))

OCHA - Situation Report – November 2022 ([link](#))

IOM - Ukraine and neighbouring countries Crisis Response Plan 2022 - November 2022 ([link](#))

CVA

OCHA SITREP ([link](#)) - There is a need to assess further market functionality in the areas of Khersonska oblast retaken by the Government of Ukraine to determine if MPS is the most feasible response option. The Cash Working Group has started mobilizing partners to conduct this exercise.

UNHCR- Ukraine cash assistance factsheet – November 2022 ([link](#))

791,023 IDPs and conflict affected people have received assistance through disbursement of cash, including 211,844 with winter cash assistance - US \$153.1 million disbursed so far to assist IDPs and other conflict affected people

Protection

OCHA SITREP ([link](#)) - There is a risk that internally displaced people will be cut off from assistance due to the place of residence verification process initiated following the adoption of amendments to Resolution (332) on the registration of IDPs by the Government of Ukraine. Those relocated from collective centres but registered there are most at risk of being affected. Humanitarian partners are advocating with the authorities to solve the challenges and assure assistance to all people in need.

GBV

Protection cluster, UNFPA - Ukraine: GBV Sub-Cluster Capacity Enhancement WG meeting 6 October ([link](#))

UNFPA - Ukraine Humanitarian Snapshot #14 ([link](#))

Mine Action

Market Impact - Recommendations for Humanitarian Actors on Linking Humanitarian Mine Action (HMA) with Humanitarian Basic Needs and Recovery Programming in Ukraine – October 2022 ([link](#))

UNDP - Ukraine: Mine Action - 5W Situation Report - November 2022 ([link](#))

Key updates continued - Ukraine

→ GBV REFERRAL PATHWAYS - UKRAINE

Child Protection

OCHA SITREP ([link](#)) - There is a high need for psychosocial support services for children, yet very few organizations are able to provide them.

UNICEF press article - UNICEF and Ministry of Social Policy partner up for social workers in Ukraine - November 2022 ([link](#))

Save the Children - Ukraine: More than half of children missing out on education due to blackouts - Survey ([link](#))

PwDs:

HelpAge, Protection cluster, UNHCR - Survey to determine the state of preparedness for the winter season of PwD and OP – November 2022 ([link](#)) Please check the assessment section below.

New assessments and useful guidance - all previous assessments listed on the factsheets are available on the GPC website ([link](#))
and OCHA - Assessment mapping ([link](#))

Useful tools and guidance

Alliance for Child Protection in Humanitarian Action - Designing Cash and Voucher Assistance to Achieve Child Protection Outcomes in Humanitarian Settings - Translation available in Russian and Ukrainian - November 2022 ([link](#))

Alliance for Child Protection in Humanitarian Action - Guidance Note on Cash and Voucher Assistance for Child-headed Households (CHH) and Unaccompanied Children (UAC) - Translation available in Russian and Ukrainian - November 2022 ([link](#))

Eastern Europe Hub - The safeguarding Journey available in Eng, Ru, Ukr, Pol, Ro - November 2022 ([link](#))

National level assessments


CVA

UNHCR - Multi-purpose cash assistance: Post Distribution Monitoring Report - November 2022 ([link](#))

*Within the reporting period 153,641 **households** (372,525 persons of concern (PoC) have been reached with MPCA ; and 417 beneficiary HHs were interviewed for the PDM.*

- 86 % of HHs reported that MPCA enabled them to cover all or most of their priority needs.
- 93% reported spending cash assistance on food, 52% reported spending on rent, and 47% spent on hygiene items.
- 98% of Households reported improved living conditions
- 94 % were able to find the needed items on the market and with the required quality (97 %). However, 61 % reported increased prices of purchased items (mainly with reference to food and rent).
- **61 % of beneficiaries needed to resort to one or more harmful coping strategies in the four weeks preceding the interview to cover their most pressing needs.** The most frequently adopted strategy was reducing expenditure on hygiene items, water, baby items, health, or education
- Besides humanitarian cash assistance, **45 % of households receive cash assistance from the government.** Another major source of income is pensions, received by 28 % of the respondents. More than a third of the respondents (36 %) used their savings to meet their basic needs.

Most commonly reported spending posts with cash assistance



Food	93%	<div></div>
Rent	52%	<div></div>
Hygiene items	47%	<div></div>

Key updates continued - Ukraine

ACTED, OCHA, REACH - Ukraine: Joint Market Monitoring Initiative (JMMI) - published in November 2022 ([link](#))

- 41% of retailers reporting difficulties keeping store operational and well-stocked
- 83% of respondents indicated that they did not have any difficulties with access to banking institutions;
- 87% of respondents indicated that they had no difficulties using payment terminals;
- 84% of respondents indicated that Ukrposhta delivered cash on time and every month.
- Rental prices for one-bedroom apartments in Ukraine continued to rise



General/multisectorial assessments

ACAPS - Thematic Report - Humanitarian access analysis - October 2022 ([link](#)) See overall map page 20

CCCM Cluster, REACH, UNHCR - Ukraine: Collective Site Monitoring (CSM), Comparative Analysis Brief – November 2022 ([link](#))

- Over the three rounds, KIs reported a prevalent proportion of female elderly as the most numerous vulnerable group. Elderly and persons with disabilities in sites are likely to face additional protection concerns due to infrastructure limitations, particularly due to a lack of disability-friendly devices
- A high proportion of sites assessed from June to September reportedly did not have a referral system for supporting IDP residents in case of protection risks or concerns (28% in Round 1 and 33% in Round 3).
- 46% of KIs reported a lack of reporting system for gender-based violence (GBV) and trafficking.

REACH - Ukraine Arrival and Transit Monitoring - October 2022 ([link](#))

In total, 2,807 household interviews were completed, HHs arriving and transiting through 9 Internally Displaced Persons (IDPs) transit hubs across Ukraine

- Most HHs reported intending to remain in Ukraine. Pull factors included the presence of family/friends and perception of safety.
- In most locations, HHs depended on humanitarian aid and government social assistance, with 30% of HHs in Zaporizhzhia reporting no income.
- **Across all transit hubs, multipurpose cash was one of the most commonly reported needs of HHs.**
- 78% of assessed HHs reported that at least one HH member had a vulnerability, most commonly children (0-17 years) and older persons (65+ years).
- REACH data shows that across all transit hubs the vast majority of HHs were not able to meet their everyday needs, as only 5% of HHs reported always being able to do so.

REACH - Ukraine: Cold Spot Risk Assessment Winterization 2022/23, Factsheet - November 2022 ([link](#))

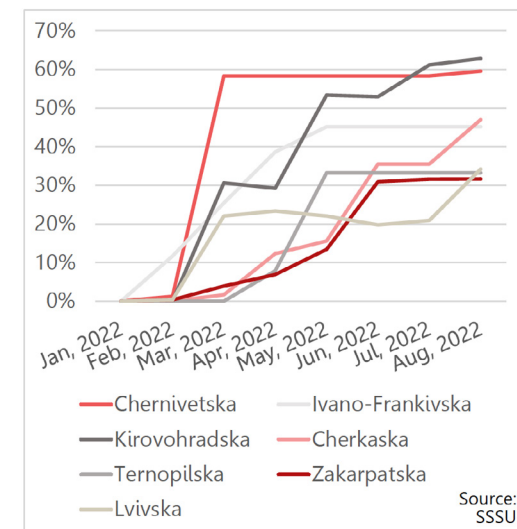
- Raions with highest Cold Spot Index (CSI): Bohodukhivskiy (CSI = 4.8) - Kharkivskiy (CSI = 4.8) - Chuhuivskiy (CSI = 4.8)

USAID - Results of National Survey on Vulnerable Population Needs – November 2022 ([link](#), [link](#))

A telephone survey in different regions of Ukraine in August 2022. A total of 1,000 women and men aged 16 to 60+

- 39% of the population belong to at least one vulnerable group
- One in five respondents is forced to save on groceries or borrow to buy something other than food (telephone, furniture).
- 14% of respondents encountered cases of gender-based or domestic violence since February 24, 3% of them personally or among family members. Half of them (51%) appealed to the state authorities about this issue.
- Almost half – 45% of people – responded that they do not have access to the Internet or a computer and cannot study or work online.

Top Oblasts by increase of rent for a 1-room apartment, as % from January 2022 ([link](#))



1,025UAH Cost of JMMI basket

Key updates continued - Ukraine

CCCM Cluster, REACH, UNHCR - Ukraine: Proportion of sites that reported receiving humanitarian assistance during the October round of CSM ([link](#)); as well as **Most urgent needs according to the site managers** ([link](#)) – November 2022

IOM - Area Baseline Assessment: Ukraine - Round 16 ([link](#)) and **Round 15** ([link](#))- November 2022

CDAC, Snapshot report: The state of communication, community engagement and accountability across the Ukraine response – October 2022 ([link](#))

There remain urgent information needs, increasingly on cash assistance and topics related to support for longer-term integration of refugees. There is a particular gap in information provision in Russian and Romani dialects. In response to the identified preferences of affected people, digital communication and social media have been prioritised – but these have primarily been used as one-way methods of communication and two-way digital outreach is still lacking.

Data Friendly Space - Ukrainian Crisis - Analysis Brief: Humanitarian conditions for older people in conflict affected Ukraine -November 2022 ([link](#))
(Secondary data review)

Amnesty - "Like a Prison Convoy": Russia's Unlawful Transfer of Civilians in Ukraine and Abuses During 'Filtration' – November 2022 ([link](#))

The report details how Russian and Russian-controlled forces forcibly transferred civilians from occupied Ukraine further into Russian-controlled areas or into Russia. Children have been separated from their families during the process, in violation of international humanitarian law.

Oxfam - Six months after the Russian invasion: Oxfam's humanitarian response to the war in Ukraine – November 2022 ([link](#))

World Bank - Ukraine 2012–20: Country Program Evaluation ([link](#))

PwDs

HelpAge, Protection cluster, UNHCR - Survey to determine the state of preparedness for the winter season of PwD and OP – November 2022 ([link](#))

*The survey was conducted during in-person meetings with respondents, or over the phone using a Google-form, during **September 2022** covering **2,978** respondents all over Ukraine. The respondents were from two categories, **older people (60+)** and **persons with disabilities** from all over Ukraine.*

- 34% live alone without family; 86% do not work and have no additional income. 14% have no support at all.
- The biggest winter concerns for 64% of older people and persons with disabilities is the inadequate amount of pensions/social benefits to meet their basic needs, with 61% concerned with price increases and insufficient/low income, which makes their future planning for winter impossible to achieve;
- The figures worsen if you select the most vulnerable groups, for example PwD aged 60+; Only 38% reported they are ready, and 62% of respondents reported they are not ready for the winter season
- The question 'What other needs do you have in terms of preparing for the winter period?' (multiple choice question) was answered as follows: 72% specified they need cash assistance, 62% need medicines, 59% need food.

Child Protection

Save the Children - "This is my life, and I don't want to waste a year of it": The experiences and wellbeing of children fleeing Ukraine, November 2022 ([link](#))

The impact of displacement on children's wellbeing: Save the Children research with more than 1,000 children and caregivers in eight European countries, shows that children who have left Ukraine face significant challenges adjusting to their new environment. They report higher levels of anxiety and unhappiness than before, and a worryingly high proportion do not plan to enrol in or attend school.

Sub-national / Area-based assessments

HIA - Results of the humanitarian needs assessment in the Kharkiv region - Winter period – October 2022 ([link](#))

HelpAge - Humanitarian needs of older men and women IDPs in Lviv and Lvivska oblast – November 2022 ([link](#))

- 13% of older people reported that they had to borrow money to buy food or basic necessities.
- 99% of older people are experiencing various conflict-related psychological issues.

IOM - Collective Centre Assessment, Kyivska Oblast ([link](#)), Cherkaska Oblast ([link](#)) – Khmelnytska Oblast ([link](#)) - November 2022

Regional assessments

Joint EUAA, IOM and OECD Report – Forced displacement from and within Ukraine - Profiles, experiences and aspirations of affected populations - November 2022 ([link](#))

The report is based on almost 4 000 responses from those displaced by the invasion, 71% of whom had completed University education.

- The large majority of respondents (82%) were women. 73% indicated having reached their preferred destination in Europe and noted that the main reasons for choosing their destination country were work opportunities (50%) or reuniting with friends and family members (47%).
- Most respondents to the survey had already registered for temporary protection (68 %), while some registered for a national residence permit in their host country (11 %) and a few applied for asylum (international protection) (2 %).



Most commonly reported needs - 1st, 2nd and 3rd choices combined

Cash	49%	<div></div>
Employment	36%	<div></div>
Accommodation	35%	<div></div>

UNHCR - Regional Protection Profiling & Monitoring: Profiles, Needs & Intentions of Refugees from Ukraine – November 2022 ([link](#), [link](#))

34,145 respondents from Poland, Moldova, Romania, Slovakia, Belarus, Hungary and Bulgaria.

- Cash is reportedly the most urgent need for 49% of respondents, followed by employment (36%) and accommodation (35%)
- 34% of Ukrainian refugees are in hosting accommodation, 32% in rented accommodation, and 14% in collective sites.
- 12% of respondents reported having one family member with a disability, 11% with a medical condition.

UNICEF - Ukraine Humanitarian Situation Report No. 18, (Refugee Response in Neighboring Countries) – November 2022 ([link](#))

*For the first time, UNICEF delivered Cash for Child Development and Education assistance in **Slovakia**, equivalent to US\$117, per child (0 to 17 years) to support young children's care, learning, and education opportunities.*

Ukraine Situation : Protection Working Group - The Implementation of the Temporary Protection Directive - Six Months On – November 2022 ([link](#))

IDPs intentions¹

Out of 4,296 submissions, the most commonly reported reasons why the population cannot leave were: ¹

Lack of resources to leave	185	
Do not want to leave family behind	171	
It is not safe to leave	137	
Due to health issue or a disability	135	

Refugees & IDPs HLP situation^{2,3}

60%

of returnees reported that their area of their primary residence **had been damaged** by attacks or direct consequences of war

50%

of IDP respondents reported that their habitual residence was partially damaged or completely destroyed. 94% of them cited a **lack of financial resources** to cover the costs of repair as a key barrier to repair.

Key figures: displacement intentions



IDPs intentions and inclusion²

13%

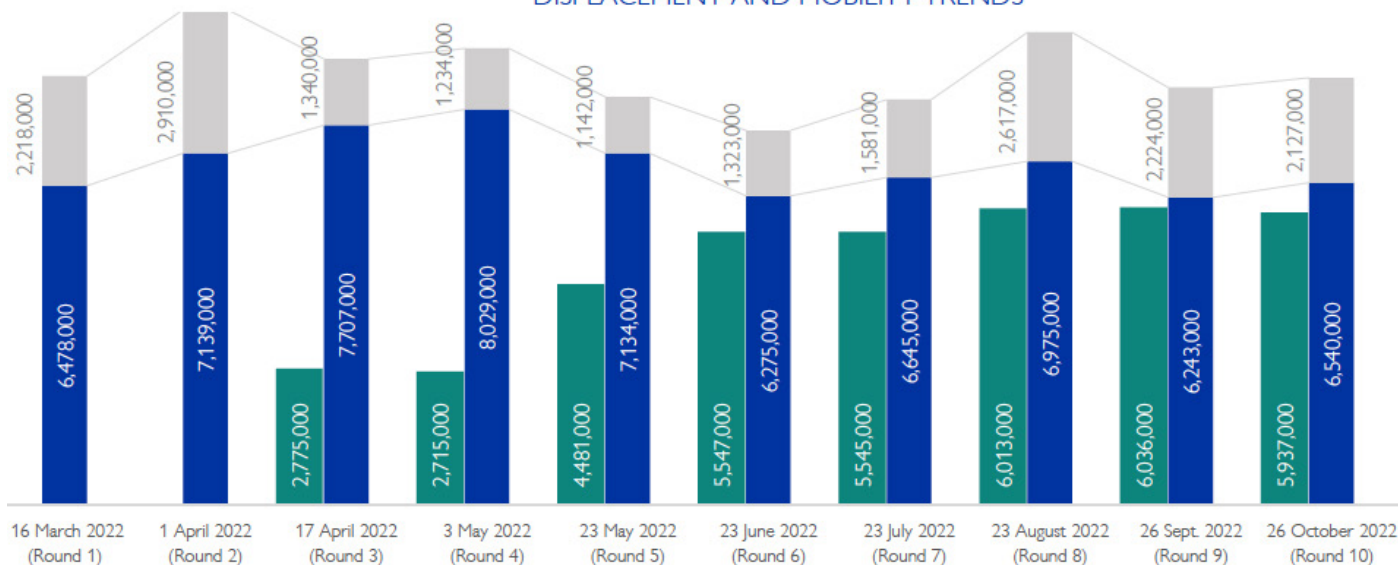
of IDPs indicated that **they plan to return to their place** of habitual residence in the upcoming two weeks, equivalent to 857,000 individuals.

13%

of IDP respondents **perceived tensions** between themselves and the host community (13%). 76% of IDP respondents believe there is no competition for resources in their current location

Internally displaced persons, returnees and actively considering leaving²

DISPLACEMENT AND MOBILITY TRENDS



6,5M

Est. IDPs in Ukraine

2,1M

Actively **consider leaving** their place of habitual residence due to war (non-displaced population only)

5,9M

Est. returnees in Ukraine


1. Protection cluster - Protection monitoring highlights dashboard ([link](#))
2. IOM - Ukraine Returns Report #2 (October 2022 ([link](#)))
3. IOM - Ukraine Internal Displacement Report: General Population Survey - Round 10 – November 2022 ([link](#))

→ IOM - UKRAINE RETURNS REPORT #2


Reported needs in Ukraine, according to Ukrainians¹

Most commonly reported pressing needs

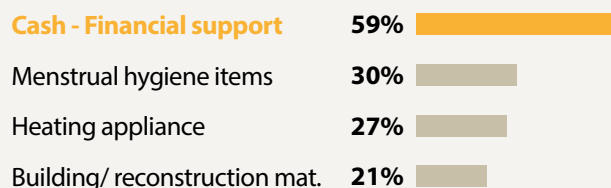
IDPs



Non IDPs



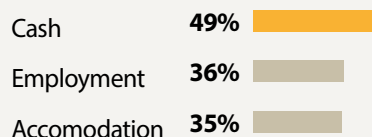
Returnees



Cash, medicine and health services continue to be among the most pressing needs identified among all respondents. With decreasing temperatures, solid fuel is also an increasingly pressing need for many, with 12% of IDPs for instance reporting it.

Findings from UNHCR MPCA PDM³

Most commonly reported needs 1st, 2nd and 3rd choices combined



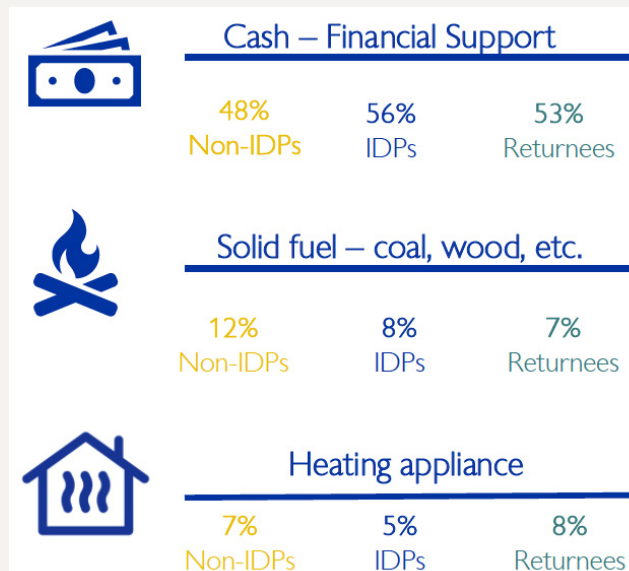
➔ **61%**

of beneficiaries needed to **resort to one or more harmful coping strategies** in the four weeks preceding the interview to cover their most pressing needs. The most frequently adopted strategy was reducing expenditure on hygiene items, water, baby items, health, or education



Besides humanitarian cash assistance, **45 % of households receive cash assistance from the government**. Another major source of income is pensions, received by 28 % of the respondents. More than a third of the respondents (36 %) used their savings to meet their basic needs.

Most commonly reported MOST pressing needs



IDP and returnees income^{1,2}

➔ **24%**

of IDPs reported a monthly household **income that is below the national minimum wage**.

➔ **16%**

of returnee respondents reported household **income which falls below the national subsistence level**.

➔ **57%**

of returnee respondents aged 18-64 reported **being employed** or having own business as of October 27th.

1. IOM - Ukraine Returns Report #2 - October 2022 ([link](#))
2. IOM - Ukraine Internal Displacement Report: General Population Survey - Round 10 – November 2022 ([link](#))
3. UNHCR - Multi-purpose cash assistance: Post Distribution Monitoring Report - November 2022 ([link](#))



Key updates relevant to CVA & protection in Poland

Funding environment

UNHCR Poland Operational Update – November 2022 ([link](#))
Ukraine emergency - UNHCR Poland Factsheet - September 2022 ([link](#))
97% funded of \$211.2 million requested.

Protection

NRC, PCPM, Equality versus equity. How complementary approaches are required to support vulnerable Ukrainian refugees - November 2022 ([link](#))

Central Council of German Sinti and Roma - Poland: Human rights, needs and discrimination - The situation of Roma refugees from Ukraine in Poland - November 2022 ([link](#))

The aim of this report is to highlight the situation in Poland of Roma refugees fleeing war-torn Ukraine. From the beginning of March 2022 to the end of May 2022, the authors undertook research, intervention activities, and intensive monitoring of the mass media and social media and have formulated conclusions in this report.

New assessments and useful guidance:

IOM - Ukraine Response 2022 – Poland – Refugee Flows to Poland: Needs and Intentions Survey Warsaw (12 April –26 September 2022: Change Over Time) – November 2022 ([link](#))

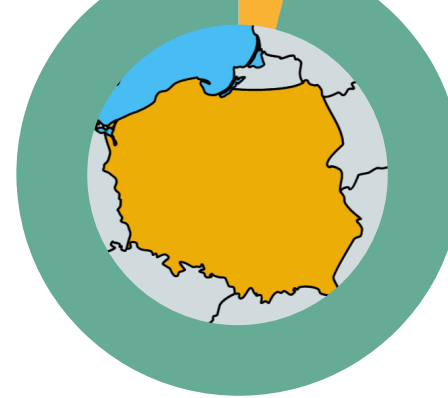
- The majority of the respondents (51%) reported no needs at the time of the assessment
- The top reported needs among all respondents were financial support (25%) accommodation (24%) and transportation (23%)
- Of the 1 757 respondents intending to stay in Poland, the top three needs were financial support (26%) accommodation (26%) and job/work (22%)

REACH, UNHCR - Poland - Multi-Sector Needs Assessment: Protection Cash & Market Humanitarian Assistance, ([link](#)), Education Sector Findings ([link](#)), Shelter Sector Findings ([link](#)), November 2022

Data collection from 24/08/2022 to 22/09/2022 - 1 147 respondents outside of Collective Centres and 105 respondents inside of Collective centres.

Demographic profiles

- 71% of household (HH) members were female of which 4% was either pregnant or lactating
- 41% of HHs members were children and 69% of households were with at least one child
- 12% were 60 years old or older
- 88% of HHs reported wanting to remain in their present location.



97% Funded (of \$211M)¹

KEY FIGURES

90M\$ in CVA to assist refugees from Ukraine ([link](#))

291m Ukrainian refugees enrolled for CVA ([link](#))

CVA RECOMMENDATIONS

150USD - 700PLN/ for the 1st person per month + **600PLN** per HH member, to a max. of 2.500PLN per HH. ([link](#))

KEY CONTACTS

CWG:

UNHCR - Rashid Khasanov khasanov@unhcr.org
PAH, Co-Chair, Barrie Hebb barrie.hebb@pah.org.pl

Protection cluster:

UNHCR Lorena Isla Rodriguez isla@unhcr.org
CP - UNHCR, Co-Coordinator, Alexander Waxman waxmana@unhcr.org
GBV Mays Zatari zatari@unhcr.org
TCNs - IOM - Natalie Paynenpayne paynenpayne@iom.int

Key updates relevant to CVA & protection in Poland

Most commonly reported immediate needs

Cash - Financial support	69%	<div></div>
Food	40%	<div></div>
Housing/ Accomodation	27%	<div></div>
Employment	26%	<div></div>

45%

945PLN

of respondents said that the aid they received did not fully meet the needs of their household. Most often it was due to the lack of sufficient assistance (64%), need for other types of products (59%) or assistance being not frequent enough (38%)

Most households spent money on food and beverages in the last 30 days prior to the interview, with the average of 941 PLN spent. For HH outside of CC, rent was the largest expense, followed by food and beverages and childcare. For HH inside of CC, food and beverages, education, and childcare were top three expenses.

24%

of respondent could not work due to the childcare needs which indicates how important it is to provide a free childcare for refugee children to strengthen refugees' livelihood capacities

46%

of households overall struggled to get enough money to meet their needs in the last 30 days prior to the interview. The language barrier was most often indicated as an obstacle to earning money, followed by the lack of relevant offers and low salary.

- The majority of households (69%) received social benefits from the Polish government, most often child allowance through the "Family 500 program" (received by 63% of households overall and outside of CC, and 69% of households inside of CC). 13% received unemployment allowance within a month of the interview
- As their sources of income, families coming from Ukraine most often reported social benefits from the Polish government (55%) formal income in Poland (32%) and social benefits from Ukraine (26%)
- Banks were available in the immediate area of most respondents, and the majority (85%) was using them .

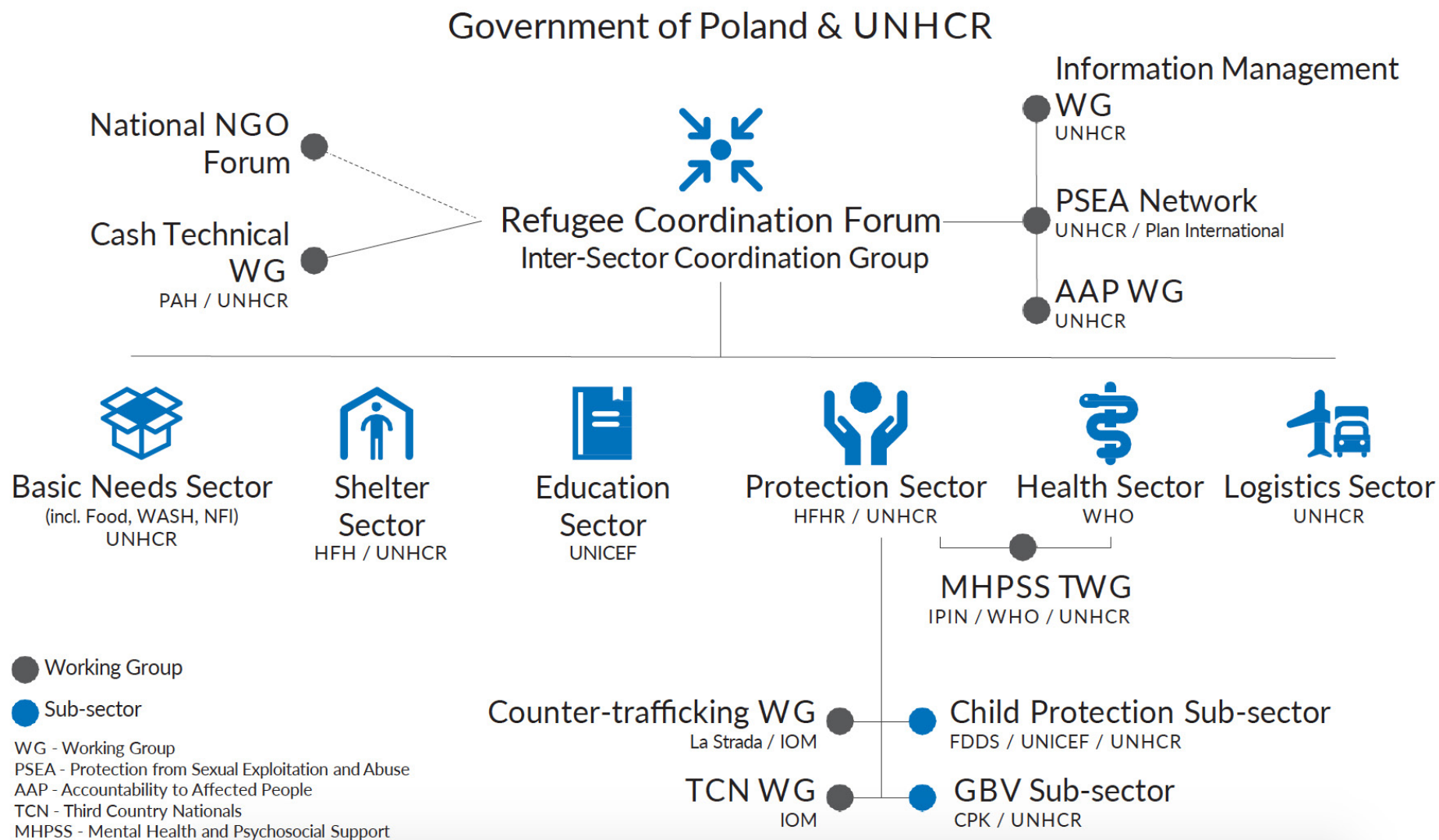
Shelter situation

- Out of the refugees living outside of collective sites, half (50%) was renting flat or room and one third (30%) was hosted –either by locals (19%) or by friends/family (11%). One fifth (19%) lived in hotels/hotels.
- The average household monthly rent was 1,703 PLN (350 EUR, based on 563 answers).
- The average amount paid monthly for utilities (e.g., gas, electricity, media) was 414 PLN (85 EUR, based on 281 answers).

Protection

- 17% of households experienced hostility from the host community (verbal aggression for 15%). Sense of security was high, however (91% of HHs felt very or somewhat safe walking alone in their neighborhoods)
- 77 % of respondents outside of CC did not report any safety or security concerns for children in their neighborhood, 4 of respondents reported a risk of physical violence, and 4 worsened mental health or vulnerability
- One-third (30%) of the refugees described their level of awareness of their rights and legal status in Poland as weak
- Social services (e.g., social assistance centres) were most often available protection services in respondents' area.

Refugee coordination architecture in Poland [\(link\)](#)



Key updates relevant to CVA & protection in Romania

Funding environment

UNHCR – 2022 funding update ([link](#))¹ UNHCR's financial requirements 2022 - \$147.4 million - 84% funded.

General updates

UNHCR Romania: Ukraine Refugee Situation Update, Update #21, 11 November 2022 ([link](#)) **Previous updates** ([link](#), [link](#))

89,011 refugees currently in Romania (as of 7 November 2022); 83,428 refugees registered for temporary protection in Romania (as of 7 November 2022). UNHCR has enrolled around 31,000 refugees for multipurpose cash assistance. On 27 October, **the first meeting of the Government Working Group on Protection from Sexual Exploitation and Abuse (PSEA) and Anti-Trafficking** took place in Bucharest.

CWG updates:

All CWG partners implementing MPCA will collect a composition of identifiers to proceed with deduplication at this stage including: International passport ID number (when applicable), Ukrainian tax ID number, Temporary Protection ID number, Amount of Cash Assistance, Date of assistance. - UNHCR is finalising the Refugee Assistance Information System (RAIS) that will be used for the purpose of storing and deduplicating cash assistance. A data-sharing agreement (DSA) and SOPs are being finalized to set up and agree on the parameters of using this system. UNHCR is expected to conduct inductions on the deduplication process in 2w.

Proposed Winterization Transfer Value:

The proposed winterization transfer value of RON 1.959,00 per households (RON 653 per individual) is estimated based on the minimum electricity and natural gas usage per households accordingly to Romanian government's emergency ordinance No. 277 to cap the electricity and natural gas prices for households to support consumers. The proposed transfer value has been presented to Cash Working and Basic Needs Working Groups.

New assessments & guidance

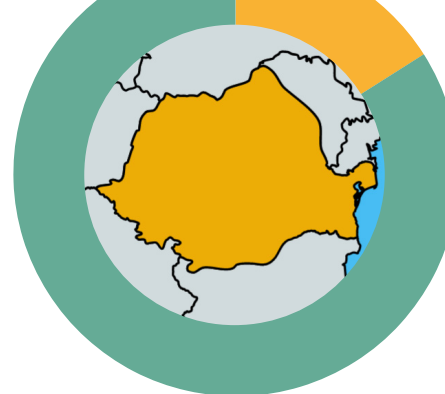
REACH, UNHCR, Romania: Protection Profiling, September 2022 (published Oct. 2022) ([link](#))

Results from 3,648 structured interviews with Ukrainians and third country nationals completed in 24 counties across Romania between the 8th of June and the 3rd of September.

- 27% of respondents are planning to return to Ukraine in the foreseeable future.
- 20% of respondents reported cash among their priority needs. (highest)
- 61% of respondents reported needing information about cash assistance.
- 38% of respondents prefer to receive information about humanitarian issues in-person

REACH - Research Terms of Reference: Multi-Sector Needs Assessment (MSNA) Light - November 2022 ([link](#))

REACH – Romania MSNA Dataset – November 2022 ([link](#))



84% Funded (of \$147,4M)¹

KEY FIGURES

89,025 refugees remained in Romania ([link](#))

29,783 refugees have benefitted from CVA - UNHCR ([link](#))

CVA RECOMMENDATIONS

120USD per person per month (568RON)

KEY CONTACTS

Protection cluster:

UNHCR Jorunn Brandvol brandvol@unhcr.org

CP sub-cluster - UNICEF - Jean Beriot

Manhes jmanhes@unicef.org

UNHCR - Gedeon Nijimbere nijimbere@unhcr.org

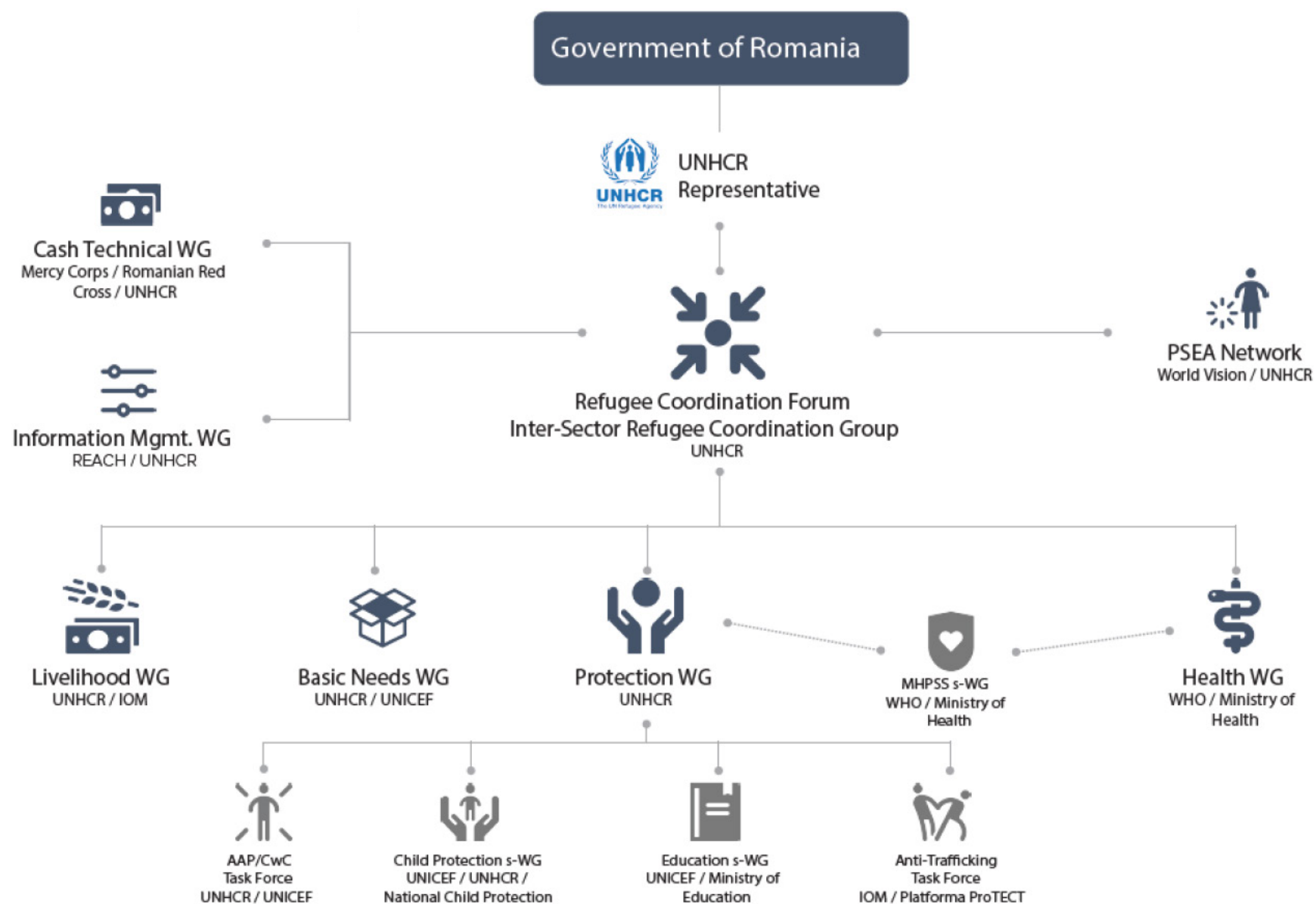
CWG

Ahmad Zia Furmolly UNHCR

furmolly@unhcr.org

Andreea Furtuna andreea.furtuna@crucearosie.ro

Refugee coordination structure in Romania (link)



Key updates relevant to CVA & protection in Moldova



81% Funded (of \$43,8M)¹

Operational updates

UNHCR - Moldova Operations Update - Ukraine Refugee Situation ([link](#)) and

Cash assistance updates for refugees - November 2022 – ([link](#))

95,473 Ukrainian refugees remaining in Moldova; and 96,368 people were provided with cash assistance USD 44.1M disbursed 89% women and children enrolled, 15% Elderly enrolled

CVA :

Starting from November 2022 to March 2023, cash assistance for refugees will be monthly complemented by a winter support top-up to help meet refugees' winter-related needs. MDL700 per household will be loaded to their existing bank cards in addition to the regular payments.

Child Protection:

Child Protection sub working group - Child Protection referral Pathways for Otaci ([link](#)), Palanca ([link](#)), Chişinău ([link](#)), North ([link](#)), South ([link](#)), Center ([link](#))

Roma Community

Oxfam - Roma refugees from Ukraine face Europe's coming winter with added burden of hostility and discrimination ([link](#)) and Rapid needs assessment ([link](#)) - November 2022

The rapid assessment is based on the data collected from site observations, focus group discussions, key informant interviews, and individual interviews for personal stories of Roma refugees from Ukraine in Moldova in July 2022.

- The main challenges to accessing humanitarian assistance for Roma refugees in Moldova were identified by interviewees as: Segregation and discrimination in housing services; Lack of information, communication channels and complaints mechanisms; Lack of documentation
- Discussions with Roma refugees also highlighted key humanitarian needs which need to be urgently addressed for communities of Roma refugees in Moldova: Adequate shelter, including winterization and improved WASH facilities; Assistance with costs and meeting basic needs; Access to services in practice: healthcare and education; Recognizing and addressing gender specific needs.

Internews, IRC - Understanding the information ecosystem: Roma refugees in Moldova - September 2022 ([link](#))

- Roma community is an important information source: Information sources that are most trusted and relied upon for Roma refugees are other Roma community members
- Trust is heavily influenced by the message carriers: The fact that the Roma community prefers to receive information from other Roma community members heavily influences the dynamics of trust in information and its providers
- Language and Literacy are a barrier: Members of the Roma refugee community, compared to the other refugees from Ukraine, have greater literacy difficulties.

KEY FIGURES

84m indiv. received cash assistance in Moldova ([link](#))

36M\$ distributed MPCA as of Sept. 2022 ([link](#))

CVA RECOMMENDATIONS

USD120 (2200 MDL)
Montly cash grant per person (UNHCR cash update)

KEY CONTACTS

CWG:

Yigit Anil Gurer gurer@unhcr.org

Protection cluster:

UNHCR **Andrew Painter** - painter@unhcr.org

Carolina Cazaciuc - carolina.cazaciuc@ombudsman.md

CP UNICEF Traian Turcanu - tturcanu@unicef.org

UNHCR **Eda Onde** - ondeg@unhcr.org

GBV UNHCR Valentina Duque - duquev@unhcr.org

Key updates relevant to CVA & protection in Moldova

Assessments

IOM - Ukraine Response - Republic of Moldova: Third Country Nationals (TCNs) Displacement Analysis – November 2022 ([link](#))

- As of 30 October 2022, 7% (5,714 indiv.) of Ukrainian refugees are TCNs. Among TCNs, 55% were men, 29% were women and 16% were children.
- Among TCNs currently in the Republic of Moldova, the reported top countries of origin were Romania (36%), Russian Federation (16%), Azerbaijan (13%), Bulgaria (6%), Israel, Türkiye, Georgia and Georgia (3% each).

Gvt of Moldova, REACH, UNHCR - Moldova Refugee Accommodation Centre Weekly Needs Monitoring update – November 2022 ([link](#))

- Out of 4991 total available places, 2153 are still free.
- Top 3 RAC needs are Cleaning items 34%; Hygiene items 31%; Clothing items 30%.
- Requests for items increased in categories such as clothing, cleaning and hygiene. In preparation for winter, clothing needs increased by over 400% over a month.

REACH - Research Terms of Reference: The impact of cost-of-living changes on Moldovan and Refugee populations MDA2204, Moldova - November 2022 ([link](#))

Refugee coordination architecture in Moldova (link)



Government of Moldova
Joint Crisis Management
Center



UNHCR Representative
Francesca Bonelli



Refugee Coordination Forum
Inter-Sector Coordination Group
UNHCR

→ GBV REFERRAL PATHWAYS - MOLDOVA

Sector Working Groups



CP

GBV

Co-Leads

Ombudsperson Office
UNHCR

Logistic & Supply

Lead

UNHCR

Health and Nutrition

Co-Leads

Ministry of Health
WHO

Education

Co-Leads

Ministry of Education
UNICEF

Livelihoods and Inclusion

Co-Leads

State Chancellor
UNDP

Accommodation and Transport



WASH

FOOD
SECURITY

Co-Leads

Ministry of Labor and Social
Protection
UNHCR
ACTED

Cross-Sector Working Groups

Cash

Co-Leads

Ministry of Labor and Social Protection
UNHCR

Information Management

Co-Leads

UNHCR
REACH

Local Coordination Structures
Local Authorities | NGOs | UNHCR

Cross-Sector Task Forces

=

Gender

Co-Leads
Platform for
Gender Equality
UN Women



AAP

Co-Leads
UNHCR



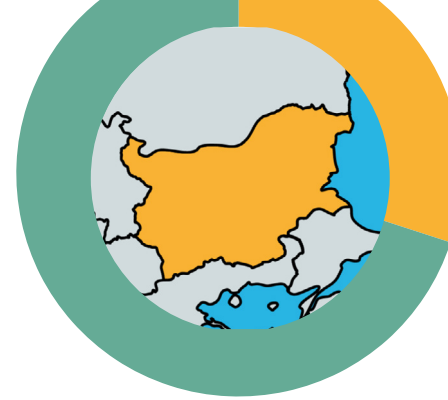
PSEA
Network

Co-Leads
UNHCR
Plan
International

Key updates relevant to CVA & protection in Bulgaria

Funding environment

UNHCR – 2022 funding update ([link](#))¹ UNHCR's financial requirements 2022 - \$19,9 million - 70% funded.



70% Funded (of \$19,9M)¹

KEY FIGURES

67m refugees
remained in Bulgaria([link](#))

25,000 refugees
targeted for CVA ([link](#))

CVA **RECOMMENDATIONS**

No data available

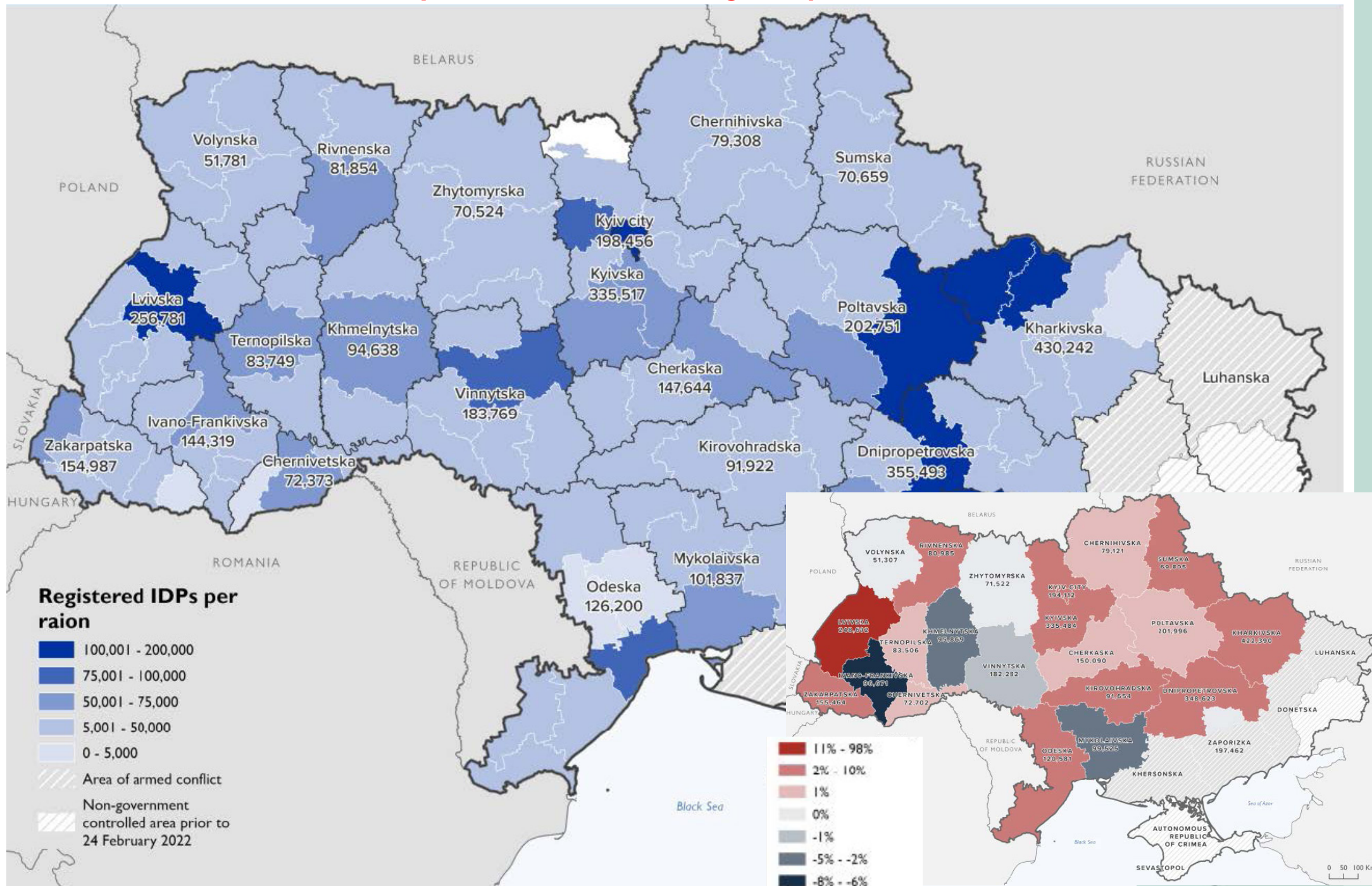
KEY CONTACTS

Protection cluster:

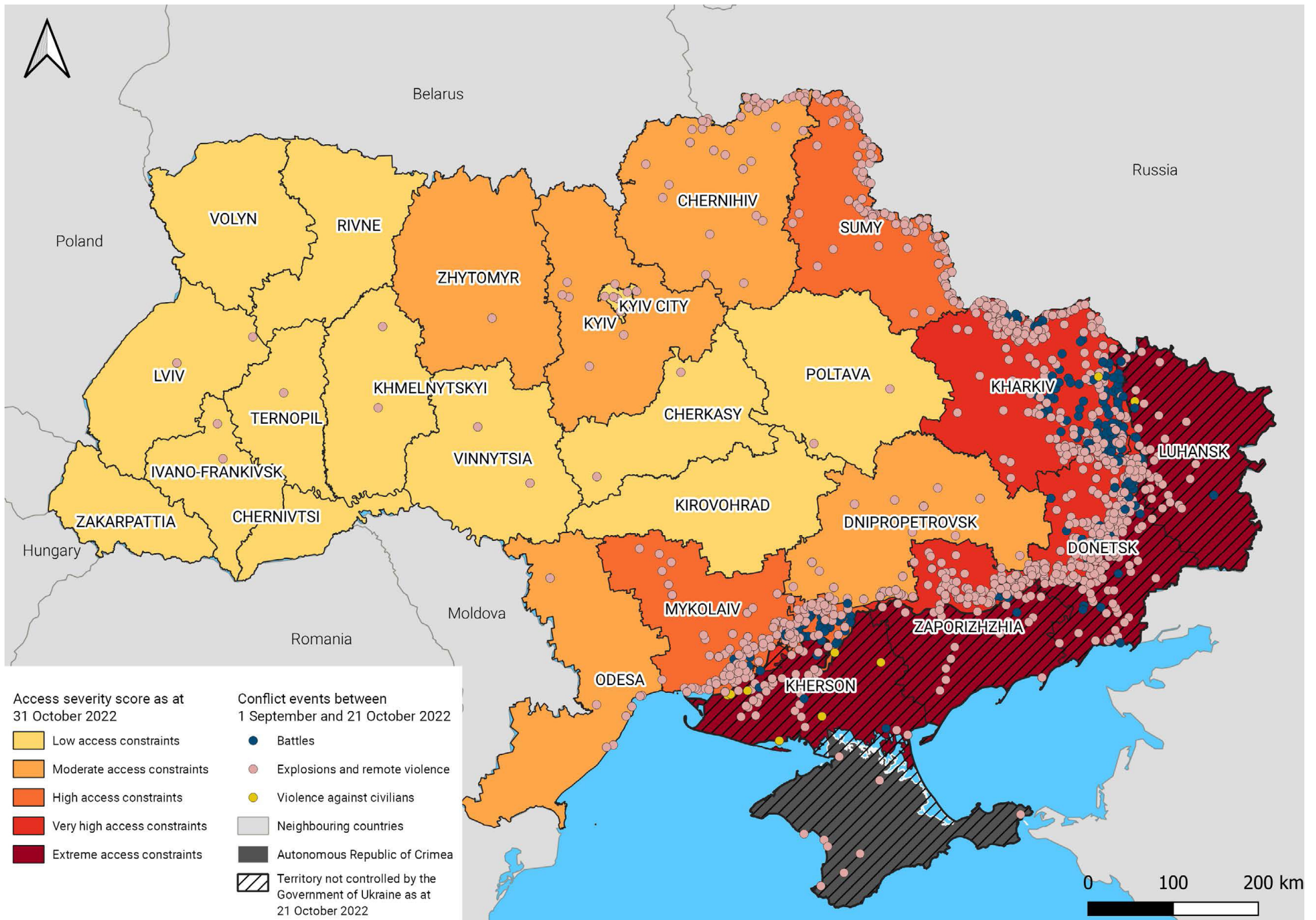
No data available

Annexes - relevant maps for the Ukraine response

Internal displacement figures recorded at Oblast and Raion level, as of 11/11/2022, and % change since previous round (bottom right map) - IOM ([link](#), [link](#))



Humanitarian access severity in Ukraine - October 2022 - ACAPS ([link](#))



Cold Spot Risk Assessment Winter 2022/23 as Cold spot Risk Index per Raion - REACH ([link](#))

