

BI-WEEKLY FACTSHEET ON THE CASH FOR PROTECTION TASKFORCE (C4PTT) IN UKRAINE & NEIGHBOURING COUNTRIES

#9

1 August 2022

Purpose of this factsheet:

This Factsheet is produced on a bi-weekly basis for Protection and Cash and Voucher Assistance (CVA) specialists who are **considering, planning for, or already using CVA integrated into protection programming to support protection outcomes** for individuals and households inside and outside of Ukraine. Key findings are paired with "hints" wherever possible based on the current state of information and best practice resources on how CVA for Protection can be applied.

This factsheet aims at addressing Cash for Protection broadly and relies on the key information provided by the Task Team members as well as the relevant clusters, AoRs and working groups.

HOT TOPICS AND QUESTIONS OF THE MOMENT

- ➔ How to address the needs of most vulnerable households during winter?
- ➔ Closure of community centres - how to ensure a protective shelter and environment for families?
- ➔ What would be the implications of setting more restrictive selection criterias for cash assistance?
- ➔ How to mitigate existing/future protection risks associated to lack of available and affordable shelter options?
- ➔ What type of information on children should and should not be collected at registration stage, considering data protection risks? (Ex: birth certificates)
- ➔ Should the CVA assistance still be limited to three months?
- ➔ How can agencies best support foster families with CVA?
- ➔ How to estimate the value of protection top ups in CVA calculations?
- ➔ How to set up referral mechanisms between CVA and Protection teams that are safe from a data protection perspective?
- ➔ Are the amount made available to Ukrainian refugees as part of national protection schemes sufficient to meet their basic and protection needs?

Key contacts in the C4PTT

Julia Grasset, Cash and Markets Advisor: jgrasset@savechildren.org
Lauren Murray, Child Protection Advisor: lmurray@savechildren.org
Tenzin Manell, Associate Director, Cash and Livelihoods: TenzinM@wrcommission.org
Antoine Sciôt, MEAL & Data analyst consultant: asciot@gmail.com



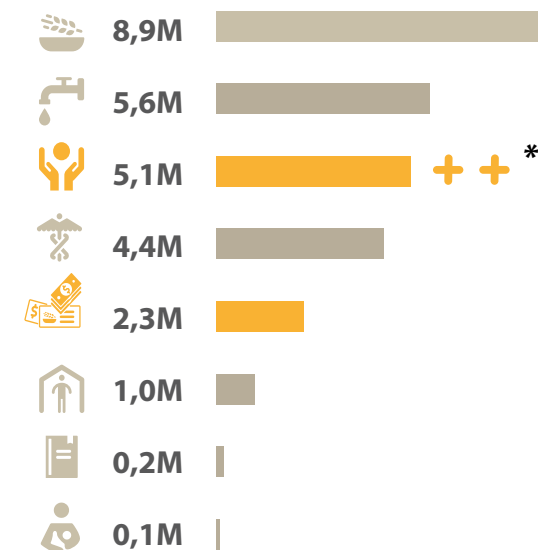
Do not hesitate to contact us to send feedbacks, key points of interests that you would like to see included in the next factsheet!

KEY FIGURES

6,65M estimated number of Ukrainian IDPs ([link](#))

6.2M refugees fleeing Ukraine, 50% being children ([link](#))

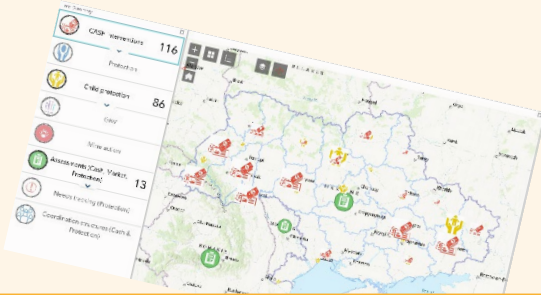
Estimated people reached by clusters as of 29/07/2022



Based on UNHCR 5W - Estimated people reached ([link](#))

* Significant increase in reporting from 2,1M in 07/07/2022 to 5,1M in 29/07/2022

Key links for C4P in the Ukrainian regional response



WEBMAP : CASH & CP FOR UKRAINE

This webmap collates all available information on Cash interventions and Protection activities (including CP, GBV, mine action), assessments, needs and existing coordinating structure for the Ukraine response in Ukraine AND neighbouring countries. It is populated thanks to all CVA and Protection practitioners inputs via the following online forms. Please take some time to fill the 3Ws! (links below)

→ **FULL CONTACT LIST - COORDINATION**

→ **PROTECTION ACTIVITIES (UKRAINE)**

→ **CASH INTERVENTIONS (UKRAINE)**

→ **CASH INTERVENTIONS (ROMANIA)**

→ **CASH INTERVENTIONS (MOLDOVA)**

PROTECTION MONITORING HIGHLIGHTS

→ Interactive dashboard created by UNHCR collecting data on various protection monitoring indicators and risks.

UKRAINE CASH WORKING GROUP PAGE

→ Landing page of CWG with all relevant documents, updates, factsheet, toolbox

GLOBAL CASH 4 PROTECTION WEBSITE

→ Cash for protection resource library

CVA AND CP TOOLKIT

→ Toolkit for Monitoring and Evaluating Child Protection When Using Cash and Voucher Assistance

UKRAINE 3W OPERATIONAL PRESENCE

→ Live 3W from OCHA for NGO and INGOS operating in Ukraine

GBV CONSIDERATION IN UKRAINE

→ Consideration for Women and Girls when using cash in Ukraine and the Regional Refugee Response (UNFPA)

CVA & GBV COMPENDIUM: A TOOLKIT

→ Guidelines for Integrating Gender-Based Violence Interventions in Humanitarian Action

RESOURCES FOR UKRAINE RESPONSE

→ All assessments, useful tipsheets and guidance listed in the previous factsheets

USING CVA TO PROTECT CHILDREN

→ Live document: key consideration when using CVA to achieve CP outcomes

TRICLUSTER DASHBOARD

→ CCCM, Protection, Shelter dashboard on Ukraine communal settings for IDPs

UKRAINE CVA DASHBOARD

→ Live dashboard with # of people assisted, # of partners and type, # of activities and coverage

Key updates relevant to CVA & protection in Ukraine



CVA

The Cash Working Group, through a dedicated task team and in consultation with the Government of Ukraine, donors and the World Bank, **has been developing a new model to refine the current targeting strategy**, which will include socio-economic/poverty factors, conflict and displacement sensitivity and individual vulnerability criteria.

Work has been initiated to revisit the transfer value, in order to better reflect humanitarian needs (and notably winterization needs)

OCHA Ukraine Situation report ([link](#))

As of 20 July, nearly 2.28 million people have received cash assistance across the country worth \$477 million, reaching 100 per cent of the initial target and demonstrating an 18 per cent increase since a month ago.

UNHCR - Multi-purpose cash assistance factsheet - 27 July 2022 ([link](#)) Findings from PDM on 417 CVA recipients:

- 98% reported improved living conditions as a results of CVA
- 86% reported that CVA allowed them to cover all or most priority needs
- The top expenditures included food (83% of respondents), rent (52%), hygiene items (47%) and health costs (40%)

WFP – Emergency dashboard – July 2022 ([link](#))- 2,7M assisted - **US\$ 66.6 m cash transfers disbursed**

Protection in general

5W Operational Presence Map, As of 28 July 2022 ([link](#))

OCHA – Situation report – 27/07/2022 ([link](#))

Protection Needs: Some 15.7 million people are in need of protection assistance and services in Ukraine. The trend of people returning to the places of their habitual residence continues; however, it is reported to be instigated by the lack of economic alternatives and issues in accessing shelter.

Protection Gaps: The provision of assistive devices for people with disabilities and older people remains a substantial gap, as many people who have been internally displaced from affected areas had to leave behind their devices and could not afford to buy them in the host communities. The need for Mine Victim assistance is high as larger areas are now contaminated with mines and explosive ordnances, and internally displaced people return to areas of origin previously heavily affected by hostilities.

Legal Aid Working Group ToR were developed ([link](#)) under the Protection Cluster in response to the growing need for legal information and legal aid among displaced and conflict-affected beneficiaries. 21/07/2022

Gender-based Violence (GBV)

Updates from Regional subworking group on GBV- meeting minutes -19/07/2022 ([link](#))
Mapping exercise from IMC ongoing.

KEY FIGURES

2,28M people assisted by MPCA as of 29/07/2022 ([link](#))

\$477M amount disbursed in MPCA as of 29/07/2022 ([link](#))

— CVA — RECOMMENDATIONS

74USD - 2200UAH
per person per month

Shelter top-ups of 130USD per HH

KEY CONTACTS

CWG:

Natalyia Chervinska:
nataliya.chervinska@acted.org
Paul de Carvalho-Pointillart
pointillart@un.org
Barbara Leseni barbara.leseni@nrc.no
Eve Le Dem ledem@un.org

Protection cluster:

Raquel Trabazo: trabazo@unhcr.org
CP AoR - Kateryna Martynenko: kmartynenko@unicef.org
Stener Vogt, CP sub cluster coordinator
GBV - Ekaterine Kristesashvili: kristesashvili@unfpa.org

Key updates continued - Ukraine

Preliminary findings from Refugees International mission in Romania and Moldova, report in the making. Recommendations: direct cash assistance, access to healthcare (including MH and reproductive health care), systematic registration, more needs assessments and information campaigns for those in private accommodation, scaling up of PSEA training, "Know Your Rights" trainings for refugees.

Child Protection (CP)

Updates from Child Protection Sub-cluster Meeting – meeting minutes - 22/07/2022 ([link](#)) with a **Reminder to fill the 4Ws** ([link](#))

The Child Protection sub-cluster established area-based coordination in Dnipro and conducted its first meeting with the support of the Oblast Centre for Social Services and Children's Affairs

La Strada Ukraine: We have a lot of calls and people are asking us to help with to get humanitarian aid like food, food packages or hygiene packages. But (...) these are civilians, they are not IDPs, so they're not entitled to aid.

New assessments and useful guidance - all previous assessments listed on the factsheets are available on the GPC website ([link](#))

REACH – Arrival and Transit Monitoring – Round 2- July 2022 ([link](#))

Between 20 June and 1st July 2022; 2,304 Heads of households (HH) interviewed while arriving and transiting through 7 key IDP transit hubs across Ukraine.

Top 3 reported reasons for leaving area of origin were: Shelling in/near my settlement (44%), Active conflict in my settlement (39%), Worried conflict escalation in the next days (25%). **71% of total assessed HHs reported that at least one member of the HH had a vulnerability**, including: 40% with Children 6-17y.o, 17% with children 0-5 y.o, 27% with elderly 65+, and 11% with PwDs

IOM Ukraine Internal Displacement Report: General Population Survey - Round 7, 23 July 2022 ([link](#)) ? All figures

IOM Ukraine internal displacement report: Area baseline report - Round 8, 29 July 2022 ([link](#))

IOM - Ukraine internal displacement report: Area baseline report - Round 7, 8 - July 2022 ([link](#))

REACH - Ukraine: Humanitarian Situation Monitoring Focus on AAP and Information Needs - (May 30th –June 11th 2022) - 19/07/2022 ([link](#)) As well as the briefing note ([link](#)) (213 Key Informant Interviews)

- **Most commonly reported priority needs across all assessed settlements** were: Car fuel 99%, Baby food 44%, Financial resources 41%, Medicine 38%

- **Most commonly reported population groups that were 'less able' or 'unable' to meet their everyday needs**, by % of assessed settlements

People with physical disabilities 82% , Older persons 77%, Others 40%, Chronically ill 37%

- **Most frequently reported means of obtaining information related to humanitarian assistance used by most people in the settlement**

Social media 98% , Phone communications 91%, Face-to-face communication 88%, Community group discussions 56%

REACH – Winterization 2022/2023, Climatic conditions factsheet – July 2022 ([link](#)), showing that Due to significant heating infrastructure damage, **preparations for the 2022/2023 winter season may be complicated in Ukraine**, especially in areas affected by hostilities or rocket attacks.

Assessment from IDMC using RIWI countrywide online survey with 8,000 surveys ([link](#)) (targeting and sampling methodology were not specified so the findings should be considered cautiously): More than 32% of respondents have been displaced // Nearly half of displaced respondents are staying with host families // More than 60% of IDPs surveyed struggled to access basic goods and services // Two Thirds of displaced respondents plan to remain in Ukraine.

Key figures for Cash & Protection in Ukraine

IDPs and refugees intentions¹

Out of 1834 submissions, the most commonly reported reasons why the population cannot leave were:¹

Lack of resources to leave	80
Do not want to leave family behind	63
It is not safe to leave	57
Do not know where to go	40

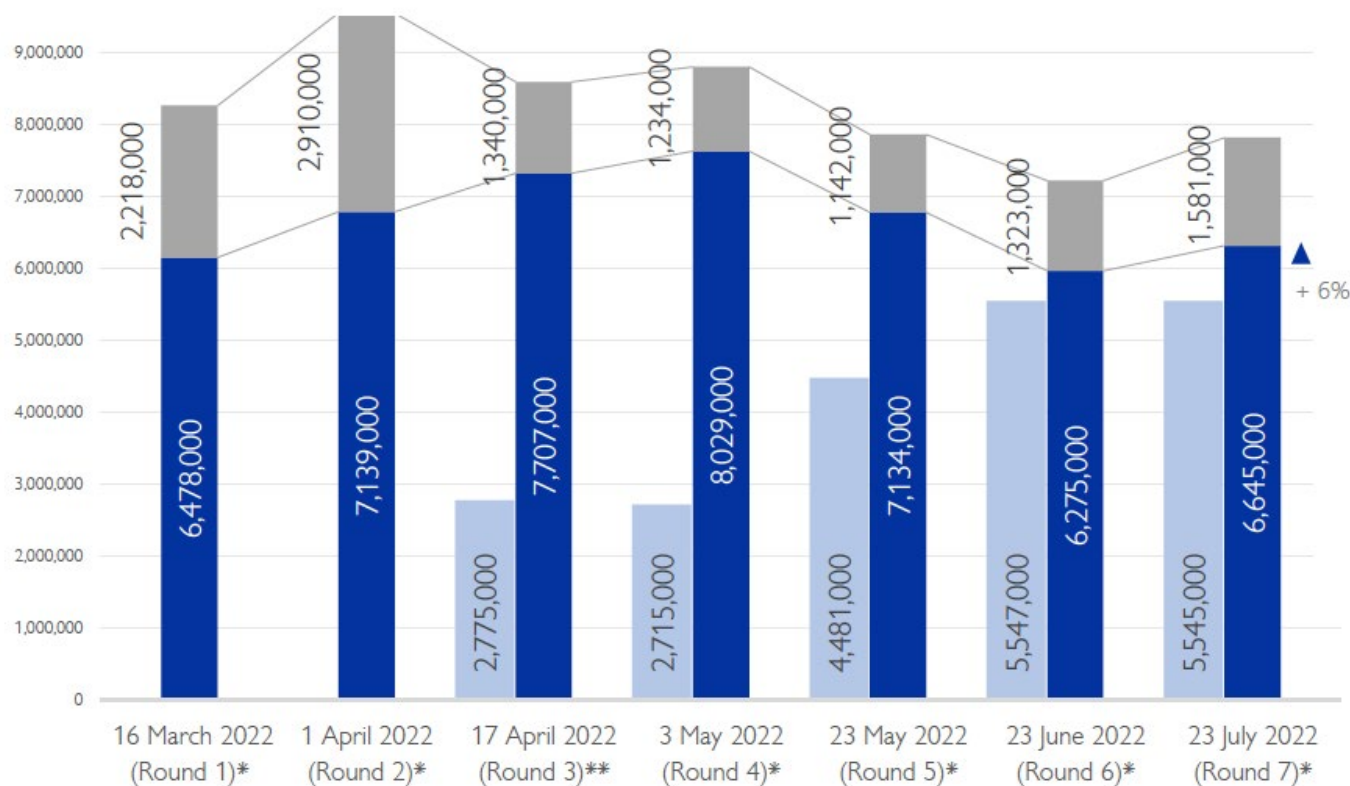
Out of 1834 submissions, the most commonly reported reasons motivating IDPs to return to the areas of origin were:¹

To reunite with family	315
Other	160
Lack of financial resources	149
Lack of access to affordable accommodation	111

➔ 13%

of IDP respondents indicated that they intended to integrate locally in their current area, and 68% of IDPs planned to return.

Internally displaced persons, returnees and actively considering leaving²



1,6M

Actively **consider leaving** their place of habitual residence due to war (non-displaced population only)

6,6M

Est. IDPs in Ukraine

5,5M

Est. returnees in Ukraine

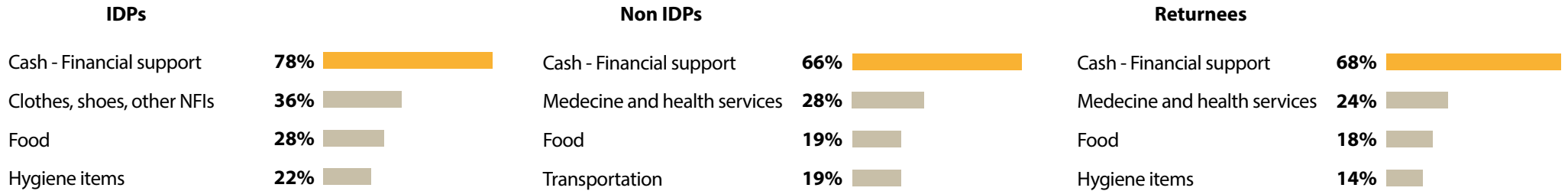
1. Protection monitoring highlights dashboard, Protection cluster ([link](#))

2. IOM Ukraine Internal Displacement Report: General Population Survey - Round 7, 23 July 2022 ([link](#))

Key figures for Cash & Protection in Ukraine

Reported needs and top needs^{1*}

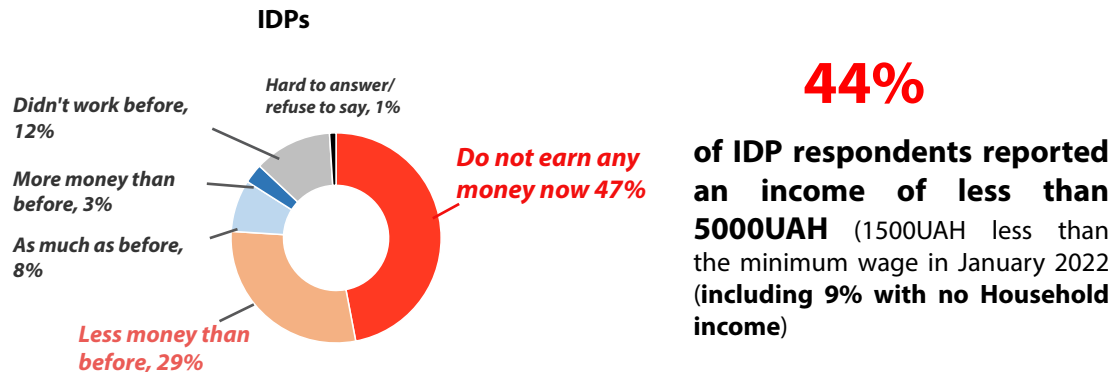
Most commonly reported pressing needs by IDPs and non-displaced Ukrainians (top three)



When asked to identify their single most pressing need; cash was also the most reported top need by all population categories (71% of IDPs, 6% of Non-IDPs, 67% of returnees. * Menstrual hygiene items were also heavily reported by all population categories (respectively 39%, 36%, 43%)

IDP personal income and employment¹

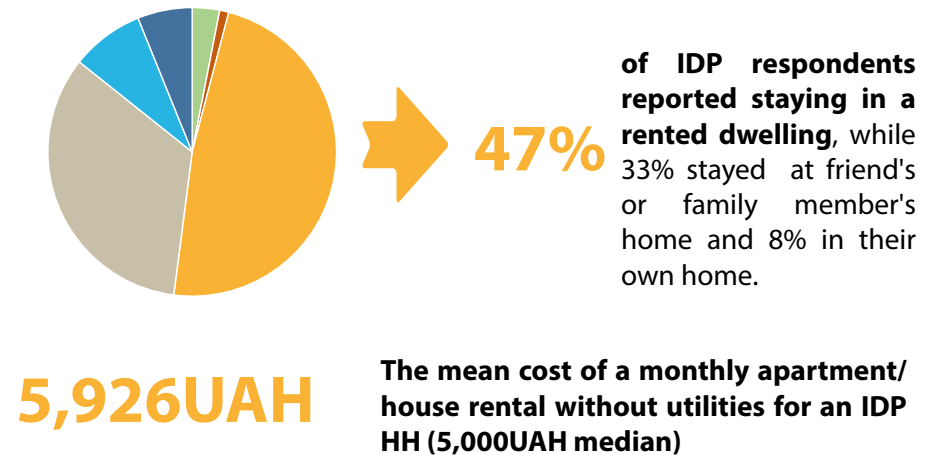
Most commonly reported change in personal ability to earn income since start of the war



The share of those reporting to have no household income in May (Round 5) was 18%, 9 % higher than in July (Round 7). **This could suggest that some IDPs might have found employment in place of displacement or resumed employment remotely.**

60% of IDPs lost their jobs due to the war, among those who were employed before the war.

IDP Housing¹



1. IOM Ukraine Internal Displacement Report: General Population Survey - Round 7, 23 July 2022 ([link](#))

Key updates relevant to CVA & protection in Poland

Protection

UNICEF - Ukraine Humanitarian Situation report, 16/07/2022 ([link](#))

UNHCR - Poland factsheet, 08/07/2022 ([link](#))

UNHCR - Poland Protection Factsheet, 08/07/2022 ([link](#))

UNHCR – News release - *UN expert praises generosity towards Ukrainian refugees by Poland and Belarus and Poland to end pushbacks* – 29/07/2022 ([link](#)) - The Special Rapporteur noted that while Ukrainian refugees are generally well-supported, the realities for migrants, asylum seekers and refugees from other countries of origin seemed very different (...) third country nationals are not protected under the same legal framework (...) with “heightened difficulties in obtaining residence permits and proper shelter” González Morales said. An approach that “has led to feelings of being discriminated among third country nationals,” the UN expert said.

Cash

CWG: targeting exercise currently being conducted

260,519 refugees enrolled for cash assistance with 11 enrollment centres ([link](#))

GBV

UNHCR – GBV referral pathways for Poland, July 2022 – ([link](#))

UNHCR - Gender-Based Violence Sub-Working Group Terms of Reference developed - 19/07/2022 ([link](#))

CWG Coordination New Sharepoint – ([Link](#))

New assessments and useful guidance:

IOM – Needs assessments - DTM – June 2022 ([link](#))

NRC, Economic Inclusion of Ukrainian Refugees in Poland, 22/07/2022 ([link](#))

Challenges and identified areas of support voiced by Ukrainian refugees:

• Participants voiced the need for income

- Professional skills varied greatly in all locations with Polish language skills as the most common skill needed to be competitive in the workplace.
- Areas of needs expressed including understanding of Polish culture and greater connections to community, job market and labour laws in order to obtain employment.
- Expressed feeling of isolation in having to undertake big decisions for themselves and family as well stress and frustration about current situation.

• Uncertainty about the future and duration of stay inhibits people's ability to commit to staying in Poland.

- Preference of flexible part-time work and generally shorter commitments on job duration which would enable them to also manage childcare and eldercare responsibilities.
- Generally, people expressed the desire to be in larger cities of Warsaw, Wroclaw, Katowice and Krakow.



KEY FIGURES

53M\$ in CVA to assist refugees from Ukraine ([link](#))

261m Ukrainian refugees enrolled for CVA ([link](#))

CVA RECOMMENDATIONS

166USD - 710PLN/ for the 1st person per month + **610PLN** per additional member up to 4 for emergency relief

KEY CONTACTS

CWG:

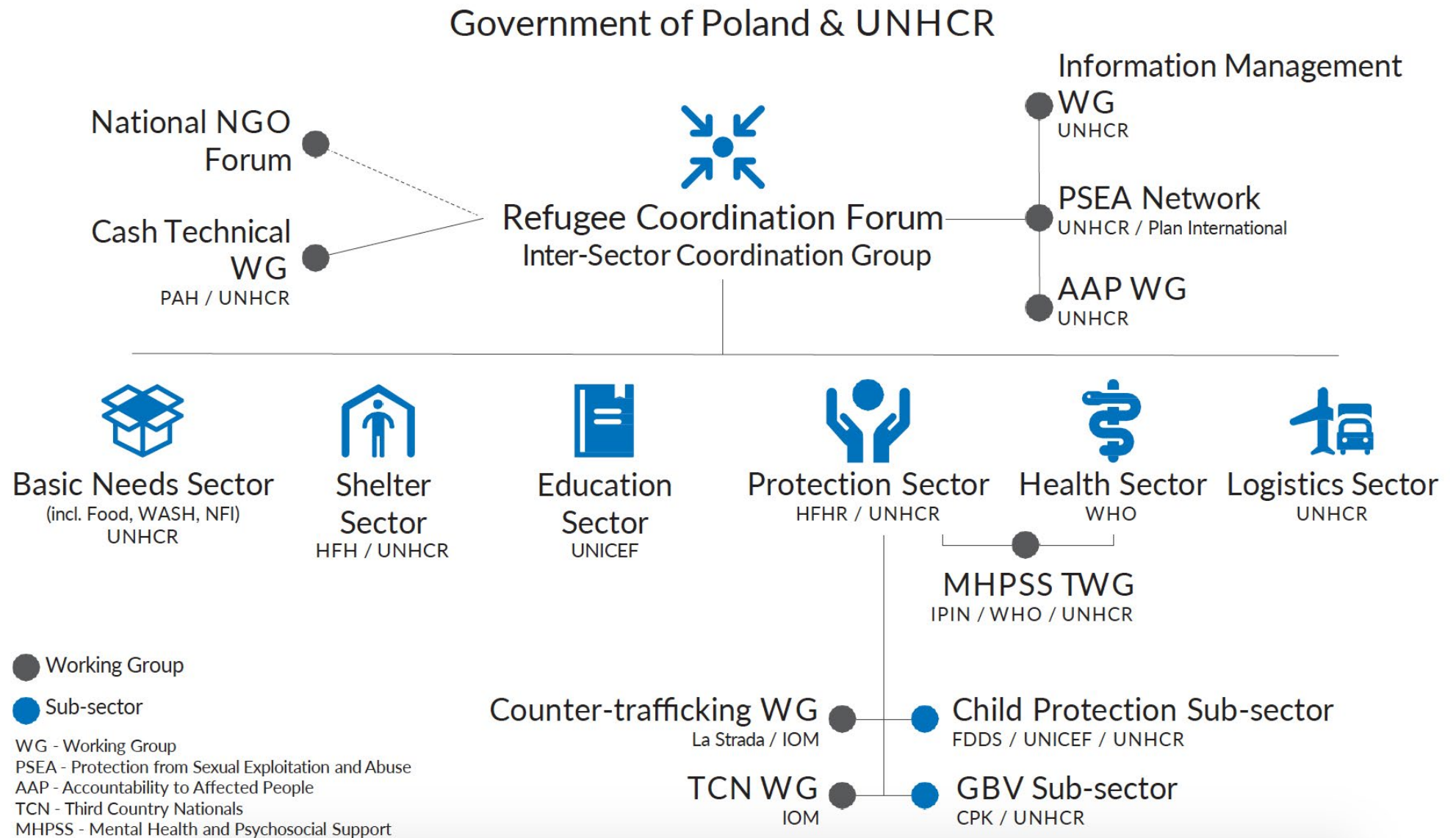
UNHCR, Co-Chair, **Eleftherios Konstantopoulos** konstant@unhcr.org
PAH, Co-Chair, **Barrie Hebb** hebb@pah.org.pl
PAH, Co-Chair, **Beata Dolinska** hop.global@pah.org.pl

Protection cluster:

Jessica Caplin - caplin@unhcr.org
François Kernin - kernin@unhcr.org
GBV - **Aneta Ostasz** ostasz@unhcr.org
CP - **Daniela Knoppik** dknoppik@unicef.org

Key updates continued - Poland

Refugee coordination architecture in Poland (link)



Key updates relevant to CVA & protection in Romania



Protection

UNHCR – Romania - Ukraine Refugee Situation Update , 20 July 2022 ([link](#))
Funding as of 28/06/2022: USD147.4 million requested for the Romania situation
- 68% Funded, 32% Unfunded.

77,999 refugees currently in Romania, with 48,182 refugees registered for temporary protection;
10,653 refugees enrolled for UNHCR cash assistance. There are currently 11 Blue Dots operating in Romania with UNICEF

On 29 June, the Government of Romania approved the “Emergency Ordinance on the Implementation of the National Plan of Measures for the Protection and Inclusion of Displaced Persons from Ukraine and Beneficiaries of Temporary Protection in Romania”. ([link](#))

CVA

UNHCR Romania Cash Assistance Factsheet - 20 July 2022 ([link](#))

90% of the refugees enrolled are women and children

US\$ 15 Million est. disbursed so far to assist refugees from Ukraine in Romania) 5 enrollment centres in Brasov, Bucharest, Galati, Iasi and Suceava

GBV

Updates from Regional subworking group on **GBV meeting minutes** ([link](#))

In Romania, UNHCR is working very closely with the Anti-Trafficking Task Force and the platform “Protect” to establish referral pathways, 5Ws etc. **National referral pathways have been prepared** by the national anti-trafficking agency ANITP, who have a network of 35 NGOs providing assistance to the victims.

New assessments and useful guidance

IOM - Romania: Profiles and Inclusion Survey (25 March – 28 June 2022) ([link](#))

6,029 HH interviews in 3 border crossing points, 5 transit points and 9 counties.

Amongst respondents intending to stay in Romania; the most commonly reported needs were **Financial support** (59% - including 13% who reported “partially”); followed by **general information** (55%), and **transportation support** (50%)

33% of respondents reported not intending to work in Romania (including full time carers, retired persons and those unable to work due to chronic conditions, disabilities, etc..)

Out of the total respondents, 2% were TCNs, mainly from Azerbaijan, Georgia, Russian Federation and Turkmenistan
Women represented 82% of responses.

85% Intend to return to Ukraine when it is safe to do so, 4% Do not intend to return to Ukraine and 11% are unsure

KEY FIGURES

77,999 refugees remained in Romania ([link](#))

448,142 have applied for temporary protection

CVA RECOMMENDATIONS

120USD per person per month (568RON)

KEY CONTACTS

Protection cluster:

Batyr Sapbiyev - sapbiyev@unhcr.org
Tabasum Noor Jamal - jamalt@unhcr.org

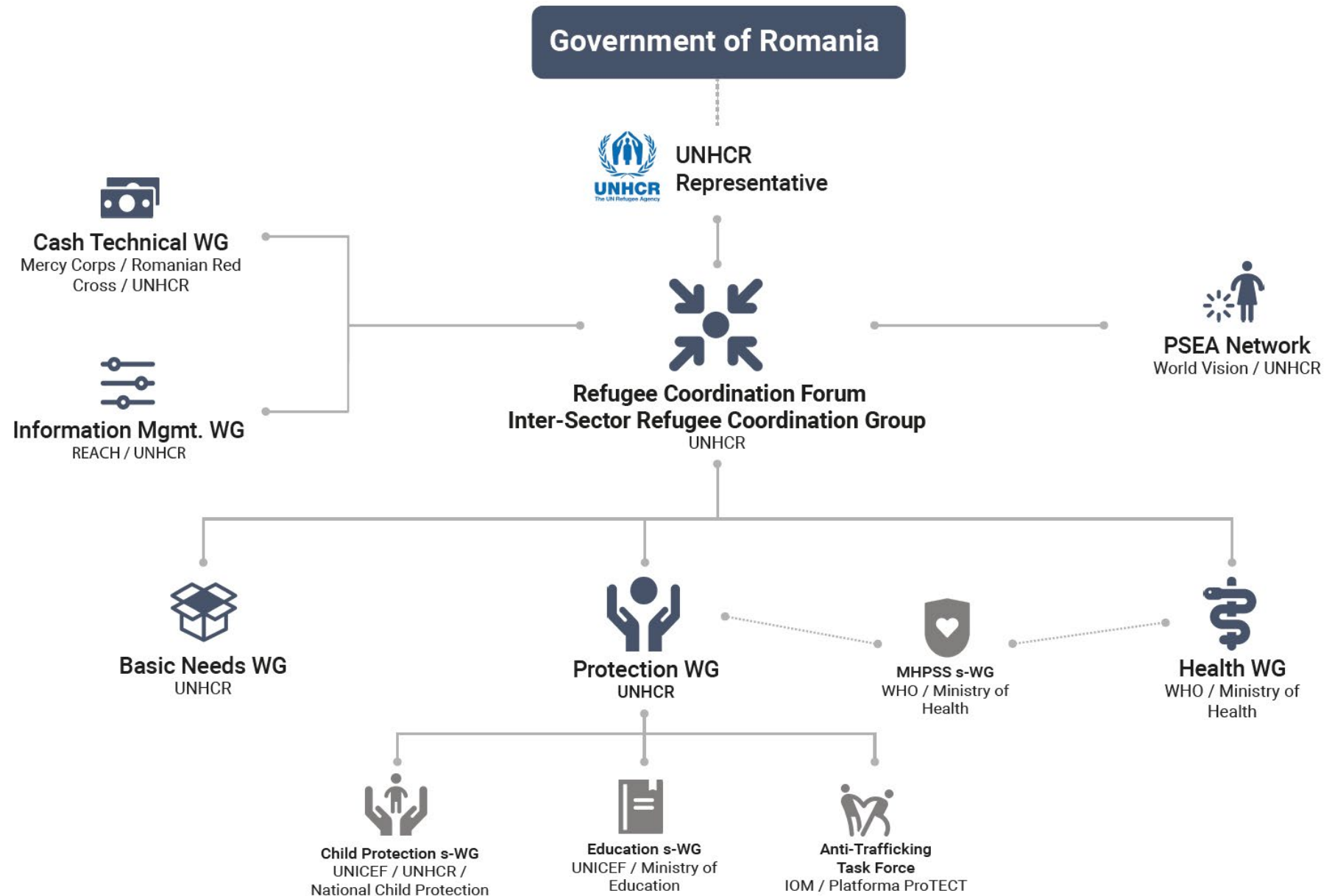
CP sub-cluster -Selina Nguti, nguti@unhcr.org;
Paula Bulancea - pbulancea@unicef.org

CWG

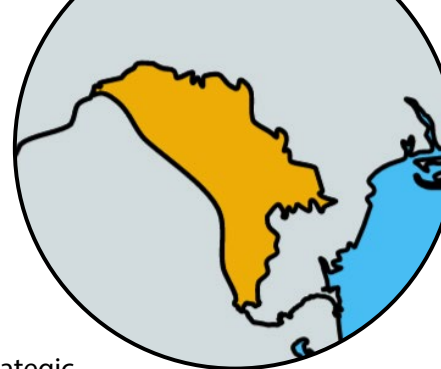
Mohsen Alavian alavian@unhcr.org
Gregory Matthew Cameron - cameron@unhcr.org

Key updates continued - Romania

Refugee coordination structure in Romania ([link](#))



Key updates relevant to CVA & protection in Moldova



Protection

Moldova Protection Working Group: **ToRs of Task Force on Trafficking in Persons**
- June 2022 ([link](#))

Updates from the Inclusion and livelihoods Working group – 15/06/2022 ([link](#)) - Strategic partners UNDP and Switzerland support the National Employment agency deliver job search services which include information, counselling, referral, and mediation services on the labour market - UNDP Moldova and Orange together with the Ministry of Internal Affairs/Bureau for Migration and Asylum launched a Refugee Mobility Dashboard.

UNHCR - MOLDOVA Weekly Report - 28 June 2022 ([link](#))

CVA

CWG - Strategic Directions for Cash Assistance in Moldova – June 2022 ([link](#)) Outlines the key strategic directions and guiding principles for cash and voucher assistance in Moldova. The main objective is to ensure predictable and equitable access to cash assistance that: addresses immediate basic needs of refugees, while ensuring protection and promoting self-reliance; mitigates social tensions and enhances social cohesion between host communities and refugees; and contributes to the government's social protection system, ensuring no-one is left behind.

New assessments and useful guidance

IOM – Third Country Nationals Displacement analysis – July 2022 ([link](#)) - Third country nationals represent 8% of all entries to the Republic of Moldova from Ukraine. The most reported country of origin is Azerbaidjan (7,099 entries), Russian Federation (4,991) and Turkey (3,730).

UNDP - report- Moldova: Potential impacts of increased food and energy prices on poverty and vulnerability - June 2022 ([link](#))

Gvt of Moldova, REACH - Moldova Refugee Accommodation Centre (RAC) Weekly Needs Monitoring, Update as of 11.07.2022 ([link](#))

KEY FIGURES

150m indiv. received cash assistance in Moldova ([link](#))

17M\$ distributed
MPCA as 05/05/2022

CVA RECOMMENDATIONS

USD120 (2200 MDL)
Montly cash grant per person (UNHCR cash update)

KEY CONTACTS

CWG:

Yigit Anil Gurer gurer@unhcr.org

Protection cluster:

Alice Farmer FARMERA@unhcr.org -

Helena Behr behr@unhcr.org

GBV - Henia Dakkar: Dakkak@unfpa.org;

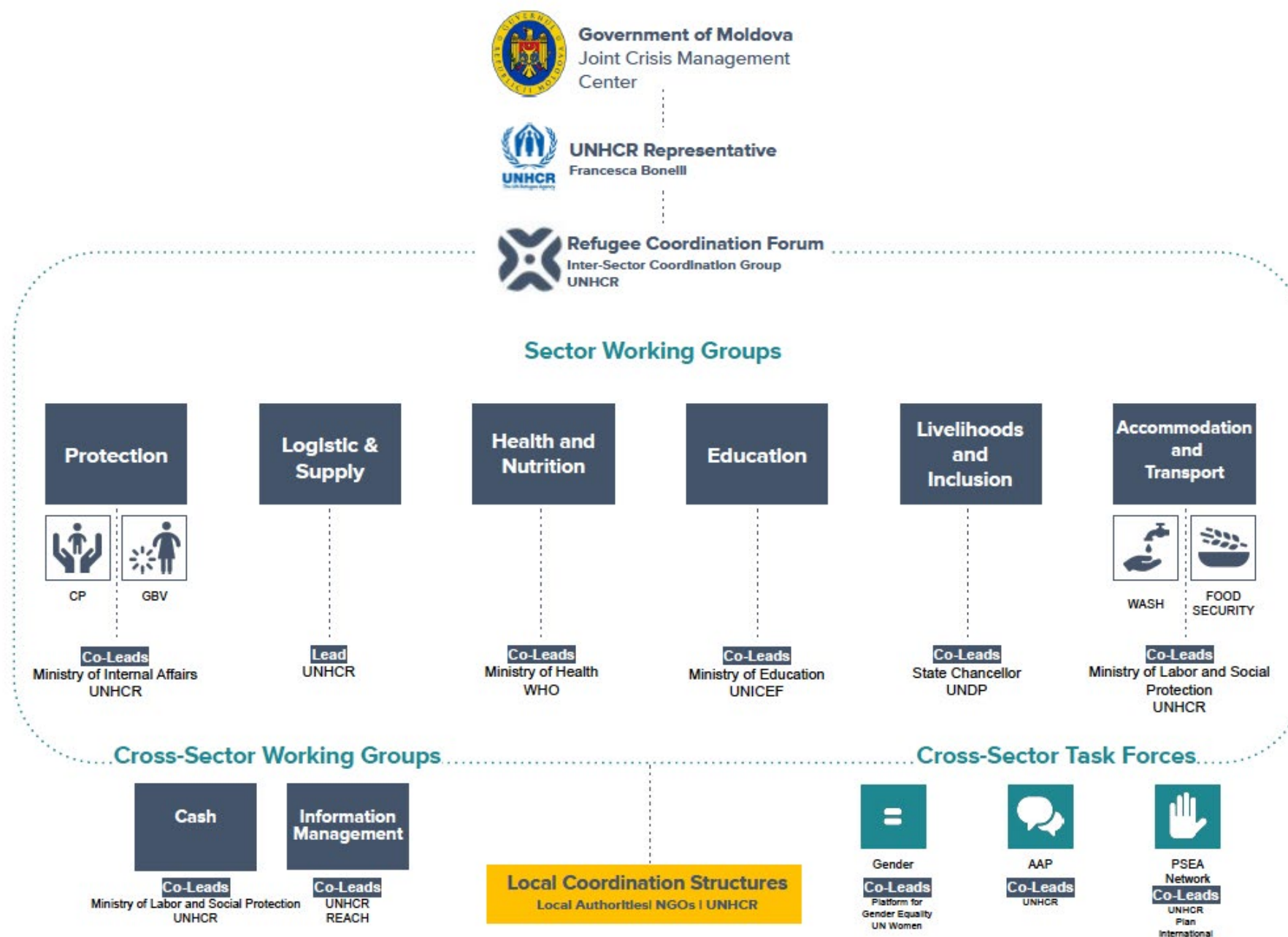
George Ailiotis ailliotis@unhcr.org

CP - Gheorghe Trofin gtrofin@unicef.org;

Traian Turcanu tturcanu@unicef.org;

George Ailiotis ailliotis@unhcr.org

Ukraine refugee situation coordination architecture in Moldova as of 03/07/2022 (link)



GBV Sub Working Group Co-Leads: UNHCR and UNFPA | Child Protection Sub Working Group Co-Leads: UNHCR and UNICEF | WASH Sub Working Group: UNICEF | Food Security Sub Working Group: WFP

Annexes - relevant maps for the Ukraine response

Internal displacement figures recorded at Oblast and Raion level, as of 24/07/2022 - IOM ([link](#))

